



SLAMP®

THE LEADING LIGHT

COMPENDIUM 2025-2026

SLAMP®
THE LEADING LIGHT

COMPENDIUM 2025-2026

WWW.SLAMP.COM

VISION

SLAMP REDEFINES LIGHTING
THROUGH AN **IMMERSIVE BACKDROP**
ABLE TO BE TRANSFORMED INTO
POWERFUL, FULFILLED **DESIRE.**

SLAMP VUOLE RIDEFINIRE IL CONCETTO DI ILLUMINAZIONE
IN **SCENOGRAFIE DI LUCE** COSÌ POTENTI DA DIVENTARE BISOGNI

SLAMP:

SLAMP

THE LEADING LIGHT

For **30 years**, our collections—testaments to our dedication to innovation and aesthetic excellence—have uniquely illuminated the art of lighting

Slamp blends industry and craftsmanship, art and design. Founded in 1994 from a creative vision of our CEO and founder **Roberto Ziliani**, who was honored with the **Compasso d’Oro alla Carriera** in 2024, coinciding with the brand’s 30th-anniversary celebrations.

Slamp redefines lighting through an immersive backdrop able to be transformed into powerful, fulfilled desire.

We believe in **relationships** and in the synergistic collaboration between our company and internationally renowned designers and archi-stars, who bring to life truly unique lighting sculptures. Since our founding, we have been deeply committed to a sustainable approach, using durable, recyclable techno-polymers while continuously optimizing material offcuts. Thanks to our cold-cutting techniques and the meticulous design of our production site, Slamp operates with a **low environmental footprint**.

Our ability to experiment allows us to create original shapes, adaptable within space, capable of bringing to life truly unique luminous sculptures. This approach has also led us to embrace new materials such as steel and polycarbonate while preserving the distinctive DNA and recognizable aesthetics of Slamp - crafted through interlocking, cutting, and folding techniques - for **our first outdoor collections**.

Describing something entirely new is a challenge for all languages, which must reinvent themselves to give expression to the unseen. Innovation means imagining and creating what has never existed before. This spirit is epitomized by the **Nuvm Modular System** - a groundbreaking concept that continues to inspire our work and enables designers now to illuminate also outdoor spaces with this unique system.

Our headquarters, just outside Rome, is more than a creative hub and factory—it is a place where ideas and visions grow together, a space designed to be shared with design professionals.

Our doors are always open, as the future is crafted by many hands, united by a shared passion and desire to build something that will endure for generations.

Per **30 anni** le nostre collezioni, testamento della nostra dedizione all’innovazione e alla perizia estetica, hanno proiettato una luce senza uguali sull’arte dell’illuminazione e del design.

Slamp unisce industria e artigianato, arte e design e nasce nel 1994 da un’intuizione creativa del nostro CEO e fondatore **Roberto Ziliani** che ha ottenuto il riconoscimento del **Compasso d’Oro alla Carriera** nel 2024 proprio in concomitanza con le celebrazioni del trentesimo anniversario del brand.

Slamp vuole ridefinire il concetto di illuminazione in scenografie di luce così potenti da diventare bisogni.

Crediamo nelle relazioni e nel rapporto sinergico fra azienda e designer/archistar di fama internazionale che danno vita a vere e proprie sculture luminose uniche nel loro genere. Fin dalla fondazione siamo particolarmente attenti al ciclo virtuoso dei tecnopolimeri resistenti, riciclabili e durevoli e alla costante ottimizzazione degli sfridi di produzione. Grazie alle nostre tecniche di lavorazione a freddo e all’attenzione con cui è stato progettato il sito produttivo, Slamp è un’azienda a basso impatto ambientale.

La nostra abilità di sperimentare, ci consente di creare forme inedite, modulabili nello spazio, capaci di dar vita a vere e proprie sculture luminose uniche nel loro genere e ci ha portato ad accogliere anche nuovi materiali come l’acciaio e il policarbonato pur mantenendo il DNA e l’estetica riconoscibile propria di Slamp, fatto di incastri, tagli, piegature per **le nostre prime collezioni outdoor**.

Raccontare qualcosa di mai visto è una sfida per il linguaggio, che deve reinventarsi per dar voce all’inedito. Innovare significa creare ciò che ancora non esiste, come dimostra il **sistema Modulare Nuvm**, un’idea rivoluzionaria che continua ad ispirare il nostro lavoro e quello dei progettisti che scelgono di illuminare da oggi, anche gli spazi esterni con questo sistema irripetibile unico nel suo genere.

Il nostro HQ alle porte di Roma non è solo un hub creativo e uno stabilimento produttivo, ma un luogo di idee e visioni che crescono insieme e che desideriamo condividere con i professionisti del progetto.

Le nostre porte non si chiudono mai, perché il futuro si progetta a più mani, con chi condivide la nostra passione e il desiderio di costruire qualcosa che duri per generazioni.



INDOOR + OUTDOOR LAMPS
ALPHABETICAL INDEX

ACCORDÉON	228	HANAMI	202
ARIA	10	HUGO	178
ARIA INFINITA	22	IDEA	300
ATMOSFERA	296	KALATOS	270
AURORA	298	LA LOLLO	164
AVIA	28	LA LOLLONA	156
BACH	260	LA TRAVIATA	62
BANG OUTDOOR	102	LA VIE	248
CACTUS	286	LAFLEUR	186
CEREMONY / LE GRAND CEREMONY	224	LAS PALMAS	314
CHANTAL	56	LILLIBET	304
CHARLOTTE / HALF CHARLOTTE	48	LIZA	258
CHARLOTTE OUTDOOR	36	MEDUSA	305
CLIZIA	124	MIDA	266
CORDOBA	96	MODULA	146
DIAMOND	280	NUVEM	70
DRUSA	290	NUVEM OUTDOOR	80
ÉTOILE / LA BELLE ÉTOILE	192	ODEON	174
FABULA	288	OVERLAY	308
FIORDLYS	240	QUANTICA	274
IORELLA	254	THE LIGHTNING ARCHIVES	264
FLORA	282	TULIP	112
GEMMY	278	VELI	206
GINETTA	312	VENTI	306
GOCCIA	294		

INDOOR **SUSPENSION** LAMP INDEX



ACCORDÉON
p.228



ACCORDÉON VERTICAL
p.231



ARIA
p.10



ARIA INFINITA
p.22



ATMOSFERA
p.297



AVIA
p.28



CEREMONY/ LE GRAND
p.224



CHANTAL
p.56



CHARLOTTE GLOBE
p.52



HALF-CHARLOTTE
p.48



CLIZIA
p.124



CORDOBA
p.96



DRUSA
p.290



ÉTOILE / LA BELLE
p.192



FABULA
p.288



FIORDLYS
p.240



IORELLA
p.254



FLORA
p.284



GEMMY
p.278



GINETTA
p.312



GOCCIA
p.294



HANAMI
p.202



HUGO
p.178



KALATOS
p.270



LA LOLLO
p.164



LA LOLLONA
p.156



LA TRAVIATA
p.62



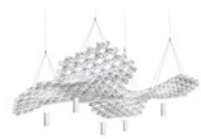
LILLIBET
p.304



MEDUSA
p.305



MODULA
p.146



NUVEM
p.70



QUANTICA
p.274



TULIP
p.112



VELI
p.206

INDOOR **CEILING** LAMP INDEX



AURORA
p.298



CLIZIA
p.132



DRUSA
p.292



ÉTOILE / LA BELLE
p.200



FABULA
p.288



HANAMI
p.205



KALATOS
p.273



LA VIE
p.248



MIDA
p.266



ODEON
p.174



VELI
p.207

INDOOR **WALL** LAMP INDEX



ARIA
p.18



CHARLOTTE
p.54



CLIZIA
p.132



CLIZIA APPLIQUE
p.137



DRUSA
p.292



ÉTOILE / LA BELLE
p.200



FABULA
p.288



FIORDLYS
p.246



HANAMI
p.205



IDEA
p.300



LAFLEUR
p.190



LA LOLLO
p.169



LA VIE
p.248



MIDA
p.266















MIDA APPLIQUE
p.269












VELI
p.207

INDOOR **TABLE** LAMP INDEX

					
ACCORDÉON p.238	ACCORDÉON BATTERY p.234	ATMOSFERA p.296	CLIZIA BATTERY/TABLE p.138	DIAMOND p.280	IORELLINA p.256
					
IDEA p.302	LAFLEUR BATTERY p.186	LIZA p.258	OVERLAY p.308	TULIP BATTERY p.120	VELI p.219

INDOOR **FLOOR** LAMP INDEX

					
BACH p.260	CACTUS p.286	CHARLOTTE p.50	DIAMOND p.281	FLORA p.282	HUGO p.184
					
LA LOLLO p.172	LAS PALMAS p.314	MODULA p.147	THE LIGHTNING ARCHIVES p.264	VENTI p.306	

OUTDOOR LAMP INDEX

				
BANG STEP LIGHT p.102	BANG APPLIQUE p.102	CHARLOTTE BOLLARD p.36	CHARLOTTE WALL p.42	NUVEM OUTDOOR p.80

SIGNATURE COLLECTIONS

Heydar Aliyev Center, Baku ©Helene Binet © Zaha Hadid Architects.



“LIGHT YIELDS ENDLESS OPPORTUNITIES,
DEFINING THE WORLD AROUND US”




ZAHA
HADID

Zaha Hadid portrait ©Steve Double

ARIA


BY ZAHA HADID





Aria Gold has Cristalflex® arms **metallized in a hyperbaric chamber**; each piece is cut numerically, wrapped, and placed within the shipping box. Clients can rapidly and intuitively assemble the lamp.

Nella Aria Gold le lance in Cristalflex® vengono **metallizzate tramite evaporizzazione in camera iperbarica**, scrupolosamente esaminate, poi tagliate tramite un sistema a controllo numerico e infine inserite nel box, intervallate da uno strato protettivo, al fine di rendere l'installazione da parte del cliente intuitiva e veloce.





Aria XL Black Fade
Ø90cm

XL size available in Black Fade (pictured), in Gold and Transparent.
La dimensione XL è disponibile con sfumatura nera (in foto), in oro e trasparente. **Ø90 cm x h. 130 cm**
Printing processes with nontoxic inks are certified by Greenguard in the Indoor Air Quality category.
I processi di stampa con inchiostri atossici sono certificati da Greenguard nella categoria Indoor Air Quality.



Aria Applique

Lighting / Illuminazione: 2 x 6W E14/E12 LED Filament Bulbs + 1 x 6W Spot LED E14/E12

Size / Dimensioni: 41 x 22 x h. 60 cm - 16" x 8-1/2" x h. 23-1/2"




technical details p. 319

h.60 cm




25 DIFFERENT LAYERS



ARIA

INFINITA
BY ZAHA HADID



To celebrate the 10th year anniversary of Slamp's collaboration with Hadid Design Studio, Zaha's iconic 2013 Aria takes on new form in a modular version.

In onore del 10° anniversario della collaborazione fra Slamp e lo Studio Hadid Design nasce la versione modulare dell'iconico best seller Aria, firmato da Zaha Hadid nel 2013.



technical details p. 320

A SINUOUSLY UNDULATES THROUGHOUT SPACE


The illuminated modular system sinuously undulates throughout a space with diverse polycarbonate layers that in the lamp's highest points, reach two meters of visionary fluidity.

La scultura luminosa è composta da un corpo illuminante modulare che crea onde sinusoidali nello spazio, avvolta da layer in policarbonato tutti diversi fra loro.

A CUSTOMIZABLE SYSTEM FOR SITE-SPECIFIC PROJECTS

To celebrate the 10 year anniversary of Slamp's collaboration with Hadid Design Studio, Zaha's iconic 2013 Aria takes on new form in a modular version. The illuminated modular system sinuously undulates throughout space with diverse polycarbonate layers that in the lamp's highest points, reach two meters of visionary fluidity. The lamp's ever-evolving points of view are the fruit of careful research focused on how Lentiflex® enhances and liquifies illumination. Available in both total white and gold finishes: the elements are metallized through a process where an aluminum bar is vaporized in a hyperbaric chamber. The Slamp Team can customize solutions to any space, working alongside designers.


In onore del 10° anniversario della collaborazione fra Slamp e Zaha Hadid Design nasce la versione modulare dell'iconico best seller Aria, firmato da Zaha Hadid nel 2013. La scultura luminosa è composta da un corpo illuminante modulare che crea onde sinusoidali nello spazio, avvolta da layer in policarbonato tutti diversi fra loro che creano un disegno fluido e visionario e che, nel punto più alto della lampada, arrivano ai 2 metri di altezza. Grazie ad un attento studio sulla luce, essa cambia ed evolve a seconda del punto di osservazione: il corpo luminoso è infatti realizzato in Lentiflex®, materiale capace di fluidificare e propagare il flusso luminoso. È disponibile in due finiture, total white e metallizzata in oro, metallizzazione che si ottiene tramite la vaporizzazione di una barretta di alluminio in camera iperbarica. Realizzata su misura per progetti custom.



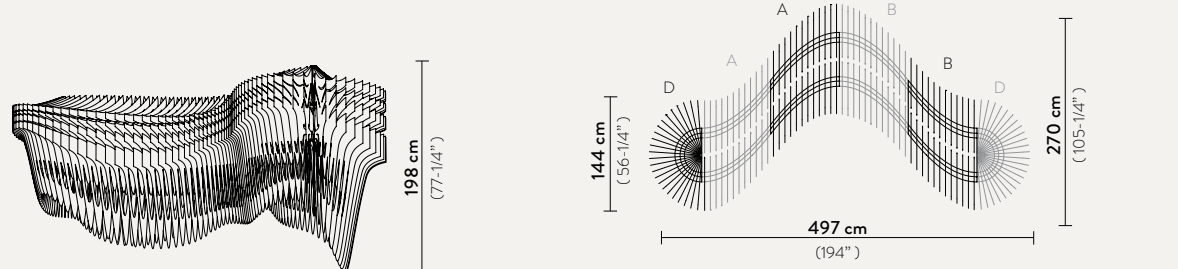
Studio Hadid Design concept render

3 ARRANGEMENTS SHOW SLAMP & ZAHA HADID STUDIO PRODUCTS' DECOR POSSIBILITIES

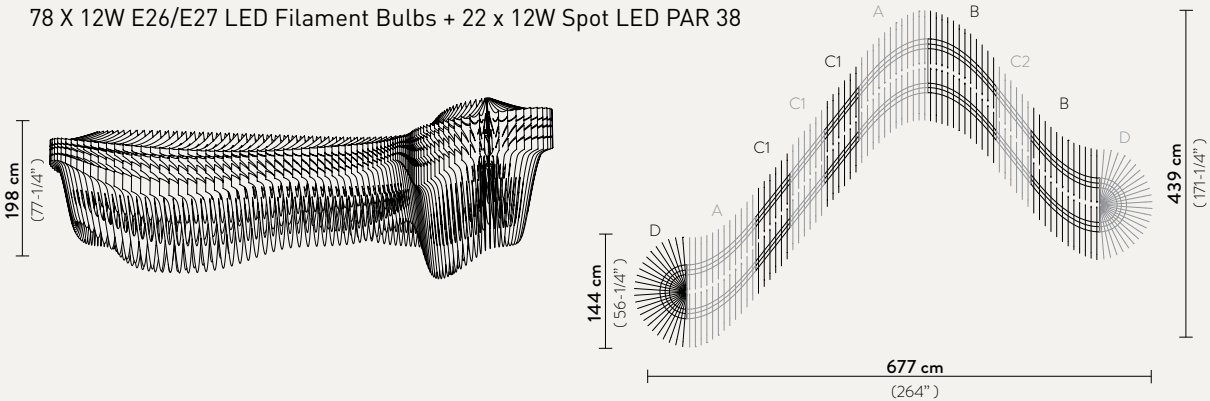
ARIA INFINITA **ARRANGEMENT 1** 30 X 12W E26/E27 LED Filament Bulbs + 8 x 12W Spot LED PAR 38



ARIA INFINITA **ARRANGEMENT 2** 54 X 12W E26/E27 LED Filament Bulbs + 14 x 12W Spot LED PAR 38



ARIA INFINITA **ARRANGEMENT 3** 78 X 12W E26/E27 LED Filament Bulbs + 22 x 12W Spot LED PAR 38



AVIA BY ZAHA HADID



- SUSPENSION
- WALL LAMP
- CEILING LAMP
- TABLE LAMP
- FLOOR LAMP





Avia Suspension

Available in 4 sizes, ranging from Small to XL. Disponibile in 4 dimensioni dalla Small alla XL.





ACQUAMARINE
SOLD OUT

TORQUOISE
LIMITED AVAILABILITY

BLUE
LIMITED AVAILABILITY

AVIA EDITION

A LIMITED SERIES OF 99 PIECES




Ø52 cm

Avia Edition is the exclusive capsule collection in a limited series of 99 pieces per colour of the **Medium version** of Avia. Colours in shades of blue make the luminous sculpture designed by Zaha Hadid look like a mysterious creature that has just emerged from the depths of the ocean.

Avia Edition è l'esclusiva capsule collection in serie limitata di 99 pezzi per colore della **versione media** di Avia. Le colorazioni sui toni del blu rendono la scultura luminosa firmata da Zaha Hadid una creatura misteriosa appena emersa dalle profondità dell'oceano.

SIGNATURE COLLECTIONS

Shenzhen Bao'An International Airport, Shenzhen, China ©Leonardo Finotti



“LIGHT IS THE SOLIDITY OF ARCHITECTURE”




DORIANA AND MASSIMILIANO
FUKSAS

Doriana and Massimiliano Fuksas portrait ©Fabio Lovino

CHARLOTTE

BY DORIANA AND
MASSIMILIANO FUKSAS



NEW OUTDOOR COLLECTION CHARLOTTE BOLLARD



OUTDOOR

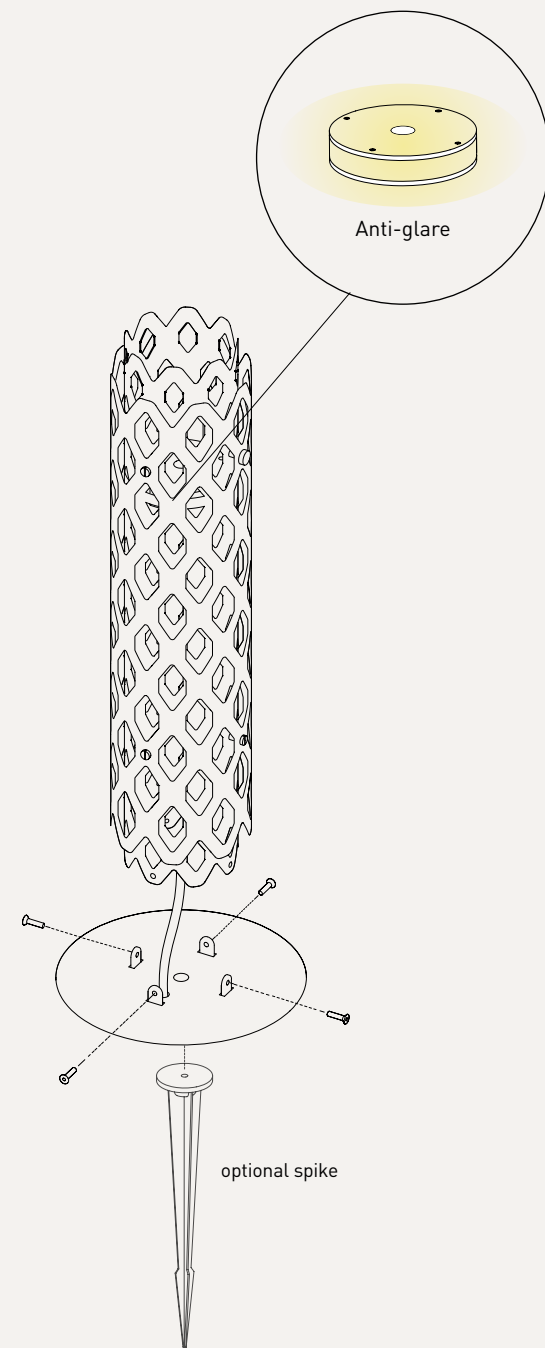
**Charlotte Bollard outdoor**

Lighting/Illuminazione: 4.2W - 220~230Vac/50Hz - 500 Lumen - 3000 Kelvin - IP65 - Bidirectional Integrated LED

Size/Dimensioni: 14 x h 63 cm (base Ø25 cm) | 110V version available.

**Charlotte Bollard Light Gray**

ANTI-GLARE FOR VISUAL COMFORT



The outdoor lighting system engineered by Slamp for the outdoor collections consists of a **bidirectional LED board, operated at 220-230 Vac (110V available)** sealed in resin to provide IP65 protection. The LED board - **designed to minimize direct glare and optimize light distribution** - is housed in a polycarbonate and aluminum case, which offers additional impact protection and improves durability.

Charlotte Bollard (h. 63 cm) is attached to an **aesthetic base** that can be anchored to the ground with screws or **an optional ground spike**.

Il sistema di illuminazione ingegnerizzato da Slamp per le collezioni outdoor è composto da una **scheda LED bidirezionale**, operata a **tensione 220-230 Vac (disponibile 110 V)** sigillata in resina per garantire un grado di protezione IP65. La scheda LED - **progettata per minimizzare l'abbagliamento diretto e ottimizzare la distribuzione della luce** - è posizionata in un alloggiamento di polycarbonato e alluminio, che offre ulteriore protezione dagli urti e ne migliora la durabilità.

Il fissaggio di Charlotte Bollard (h. 63 cm) avviene su **una base estetica** che può essere ancorata al suolo con viti o con un **picchetto opzionale**.



Charlotte Bollard Light Gray



Charlotte Applique Outdoor

Lighting/Illuminazione: 4.2W - 220~230Vac/50Hz - 500 Lumen - 3000 Kelvin - IP65 - Bidirectional Integrated LED.

Size/Dimensioni: 14 x 18 x h 28 cm. Pictured/in foto Charlotte Applique Outdoor Corten. | 110V version available.

NEW OUTDOOR COLLECTION
CHARLOTTE APPLIQUE





Charlotte Outdoor Applique Light Gray



technical details p. 326

OUTDOOR

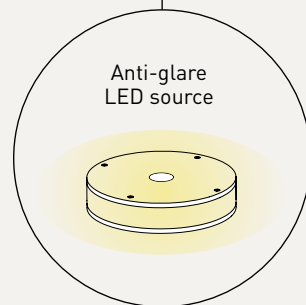
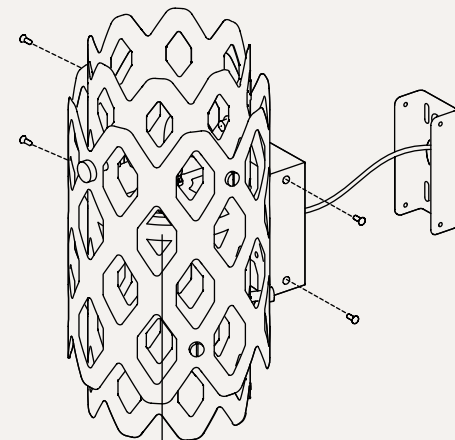
APPLIQUE

WITH SCULPTURAL

SHAPE

Charlotte Outdoor Applique Corten

EASY AND SAFE INSTALLATION



ANTHRACITE



CORTEN



LIGHT GRAY

Cataphoresis-treated and powder-coated steel (Anthracite, Corten or Light Gray) provides to the Charlotte Applique maximum resistance to UV aggression and corrosion.

Quick and easy installation thanks to the **wall mounting bracket**. The lighting system is sealed to allow an **IP65 rating**, but the striking design of Studio Fuksas' geometries makes the lamp perfect for indoor use as well.

L' **acciaio trattato con cataforesi e verniciato a polvere** (Antracite, Corten o Grigio Chiaro), garantisce alla Charlotte Outdoor Applique massima resistenza alle aggressioni dei raggi UV e alla corrosione.

L'installazione è facile e veloce e viene eseguita tramite una **staffa di fissaggio a parete**. Il sistema luminoso è sigillato per permettere un **grado di protezione IP65** ma il design suggestivo delle geometrie di Studio Fuksas, rende perfetta la lampada anche per uso indoor.

technical details p. 326

OUTDOOR

HALF CHARLOTTE

Ø79cm

technical details p. 325



Half Charlotte Suspension

Lighting / Illuminazione: 4 x 12W E27/E26 LED Filament Bulbs | Size / Dimensione: Ø79 x h. 55 cm - Ø31-1/4" x h. 21-1/2"




Charlotte Floor. Simple lines and the classic shape of this **1.82 cm high** floor lamp make it an ideal solution for all interior styles. Le linee semplici e la forma classica di questa lampada da terra **alta 1,82 cm** la rendono una soluzione adeguata a tutti gli stili di interior.

Lighting / Illuminazione: 2 x 12W E26/E27 LED Filament Bulbs | Size / Dimensioni: Ø32 x h.182 cm - Ø12-1/2" x h.71-3/4"



The distinctive perforated geometric pattern of the collection is declined in **Charlotte Globe** in the cosy and archetypal form of a sphere with a **diameter of 60 cm**. With a **magnetic attachment** for easy installation and cleaning.

Il decoro geometrico forato che caratterizza la collezione si declina in **Charlotte Globe** nella forma accogliente ed archetipale di una sfera dal **diametro di 60 cm**. Dotata di **attacco magnetico** per agevolarne l'installazione e la pulizia.



CHARLOTTE GLOBE



Charlotte Applique is an indoor wall lamp with a **dual hanging system**: as a picture, for those who want to avoid drilling holes in the wall, or with wall anchorage points for those who prefer greater security.

Charlotte Applique è una lampada da parete per interno dotata di un **duplice sistema di appendimento**: come un quadro, per chi vuole evitare di forare la parete, o con punti di ancoraggio a muro per chi preferisce una maggiore sicurezza.



CHANTAL

BY DORIANA AND
MASSIMILIANO FUKSAS



technical details p. 325

Ø36cm

Ø50 cm



Chantal Suspension

Lighting / Illuminazione:

Medium: 7 x 12W E27/E26 LED Filament Bulbs | **Small:** 4 x 12W E27/E26 LED Filament Bulbs.

SIGNATURE COLLECTIONS

La Traviata, directed by Robert Wilson. Act 1, Myung Joo Lee (Violetta Valéry) Linz, 2015 ©Lucie Jansch.



“WITHOUT LIGHT, THERE IS NO SPACE”



ROBERT
WILSON

Robert Wilson portrait ©Lucie Jansch

LA TRAVIATA

BY ROBERT WILSON

technical details p. 337



Product launch event, Milan's **Triennale Teatro dell'Arte**, April 2016. Robert Wilson set the stage for the inaugural dinner with a choreography of harmonious chromatic movement; La Traviata illuminated the renowned **Chef Genaro Esposito's delectable plates**. Evento di lancio presso il **Teatro dell'Arte della Triennale di Milano**, aprile 2016. Cena placè con scenografia di La Traviata realizzata da Robert Wilson, con colori e movimenti armonizzati con le portate dello **chef stellato Gennaro Esposito**.



Acropolis Museum, - Athens, Parthenon Gallery




La Traviata is a complete work of art, blending architecture, light, poetry, dance and music, where Director Robert Wilson transferred his personal dialogue between theater and light to a luminous sculpture.

La Traviata è un'opera d'arte totale: è architettura, è luce, è poesia, è danza, è movimento. Con un dialogo tra design e teatro, il drammaturgo Robert Wilson ha trasferito il suo linguaggio in una scultura luminosa.




"Withou^u + Ligh^h +
+there is
NO SPACE"
robert wilson



Totally invisible injection-moulded connectors were designed to attach the individual Lentiflex® lances to the methacrylate 'main arrow' of La Traviata. Each connection encloses an RGB LED (13 for the 220 version and 9 for the 180 version).

Dei connettori stampati ad iniezione totalmente invisibili sono stati progettati per agganciare le singole lance in Lentiflex® alla "main arrow" in metacrilato. Ogni connessione racchiude un LED RGB (13 per la versione 220 e 9 nella versione 180).



La Traviata displayed in Felsina (Tuscany) during the Art of the Treasure Hunt event - 2016
La Traviata in mostra a Felsina (Toscana) durante l'evento Art of the Treasure Hunt - 2016

SIGNATURE COLLECTIONS

Vila Franca de Xira Municipal Library, by Miguel Arruda Arquitectos Associados, Portugal.



“NUVEM IS SOMETHING NEVER SEEN BEFORE”



MIGUEL
ARRUDA

NUVEM

INDOOR MODULAR SYSTEM
BY MIGUEL ARRUDA



technical details p. 341





Pictured: 616 one sq.m modules with 122 bidirectional spotlights.
Nella foto: 616 moduli da 1mq con 122 spotlights bidirezionali.



Pictured: 3 overlapping bands of Nuvem create a composition of 115 modules in a reception area.
Nella foto: una reception con 3 strati di Nuvem che creano una composizione di 115 moduli.



Installation of 17 velvet modules.
Installazione di 17 moduli velvet.



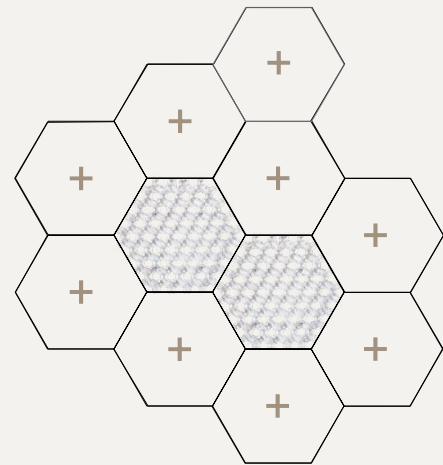
Nuvem Velvet
Boutique Testoni, Milan, Italy.
©MAPA architettiassociati



NUVEM MODULAR SYSTEM INDOOR

technical details p. 341

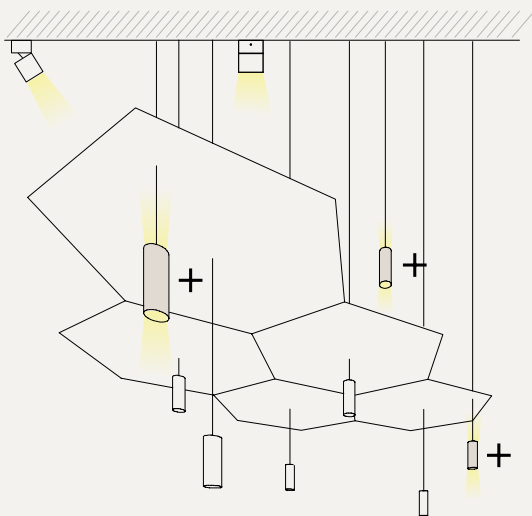
INFINITE EXTENSIONS IN EVERY DIRECTION



The meter-long hexagonal modules are easily connected by hand using a series of interlocking tabs that allow for **limitless omnidirectional installation**.

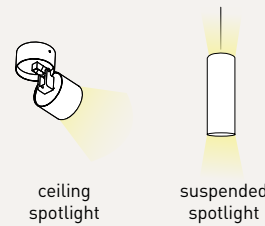
Gli elementi esagonali di un metro quadro, tramite un semplicissimo sistema di connessioni eseguibili a mano, si uniscono gli uni agli altri **espandendosi in ogni direzione**.

PERSONALIZED SPOTLIGHTS



The lighting system consists of **bi-directional suspended spotlights** that can be lowered below the decorative module, passing through the holes in the composition, or raised above the structure. If compositional needs require it, the system offers **directional ceiling spotlights**.

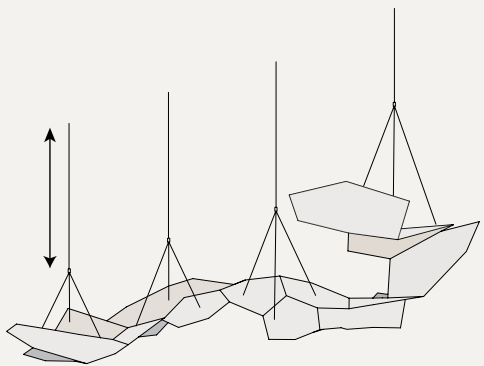
Il sistema luminoso è composto da **faretti bidirezionali sospesi** che possono essere calati al di sotto del modulo decorativo, passando tramite i fori della composizione, o sollevati al di sopra della struttura. Se le necessità compositive lo richiedono il sistema offre **faretti direzionabili da soffitto**.



ceiling spotlight

suspended spotlight

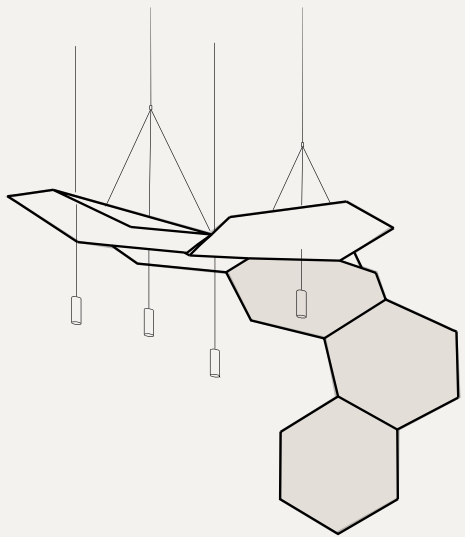
ADJUSTABLE HEIGHT



Nuvem's height can be adjusted using the 6 meter cable, and once suspended, the design can be "molded" using the **push and pull system** located directly beneath each module. The lamp collapses or tenses when the wires are pushed (released) or pulled, giving the ceiling a fluctuating feeling.

Oltre alla regolazione dei cavi fino a 6 metri, Nuvem dà la possibilità di modulare il design dell'oggetto, una volta sospeso, tramite il **sistema "push and pull"** posto direttamente al di sotto del modulo decorativo. Tirando o rilasciando i singoli cavi, la lampada si anima – collassando o stirandosi – per dare forma a un "soffitto" fluttuante.

FROM A LAMP TO A VERTICAL DECORATION



Nuvem goes beyond traditional illumination, with agile anatomy that allows it to transform the **architectural elements of a space**, running across the ceiling and moving down the walls, creating an infinite sky.

Nuvem va oltre la semplice illuminazione tradizionale: l'agilità della sua anatomia le permette di **enfaticizzare gli elementi architettonici** trasformandosi da "soffitto" a decoro, calando sulle pareti per eliminare ogni confine tra cielo e terra della stanza.

NUVEM MODULAR SYSTEM INSTALLATION

technical details p. 341



From top clockwise/ Dall'alto in senso orario: **Max Mariola Restaurant** - Milan, Italy; **Solidani Salon** - Rome, Italy; **Mariano Di Vaio NowHow Headquarters**, Perugia Ph. DiCarlo - Italy; **Boutique Testoni** - Milan, Italy - MAPA Architetti Associati.

Bar Enerpacr HQ, KLM Architekten - Hamburg , Germany; **Adi Design Museum Office** - Milan, Italy. Ph T. Pagani; **Tri Vijeca Restaurant Kai Studio**, Ivana Kapetanovic, Podgorica - Montenegro. Ph. Kapetanovic.

NUVEM

OUTDOOR MODULAR SYSTEM
BY MIGUEL ARRUDA



Nuvem Outdoor evolves into something more: a wall decoration, a technological ivy, a shading system, a waterproof lighting solution — **something unprecedented and ever-changing.**

Nuvem Outdoor è una decorazione parietale, un'edera tecnologica, un sistema ombreggiante, un sistema luminoso impermeabile, **qualcosa che prima non c'era e che non è mai uguale.**



UNIQUE
MO
DU
LAR
SYSTEM

Installation of 75 Nuvem Outdoor modules at Slamp's HQ in Pomezia (Rome).
Installazione di 75 moduli Nuvem Outdoor nella sede produttiva di Slamp, Pomezia (Roma)

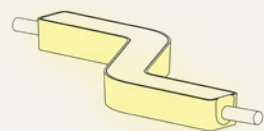
technical details p. 342



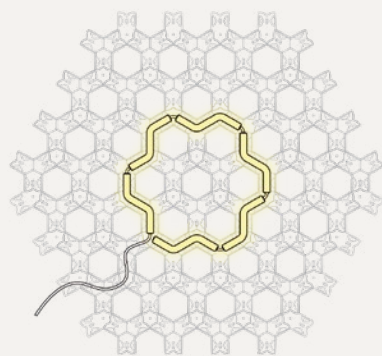
LIGHT UNIT SYSTEM

The lighting system of Nuvem Outdoor is designed to seamlessly integrate into the composition, with each luminous segment connecting to the others, providing the Light Unit with the **necessary flexibility to adapt to the versatility of the V0 polycarbonate module**. The units can be easily installed using dedicated fasteners that ensure secure attachment. Multiple Light Units can be connected to a single electrical point thanks to the branching system, optimizing installation efficiency

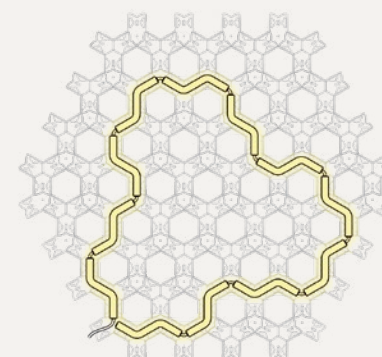
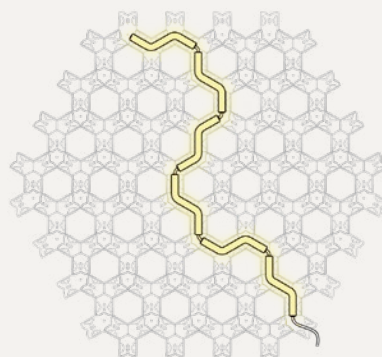
Il sistema luminoso di Nuvem Outdoor ha una forma che permette di fondersi perfettamente con la composizione, ogni segmento luminoso si collega agli altri, offrendo alla Light Unit la **flessibilità necessaria per adattarsi alla versatilità del modulo in policarbonato V0**. Le unità possono essere facilmente installate tramite degli agganci che ne assicurano il fissaggio. Possono essere collegate più unità luminose con un solo punto elettrico grazie al sistema di derivazione.



one segment of the Light Unit
un segmento luminoso dell'unità di luce



Technical specs of the Light Unit
pictured on the right.
6,5W Integrated LED 220~230 Vac
1000 Lumen - 3.000 Kelvin



EXAMPLE OF CUSTOMIZED LIGHT UNIT



technical details p. 342

OUTDOOR

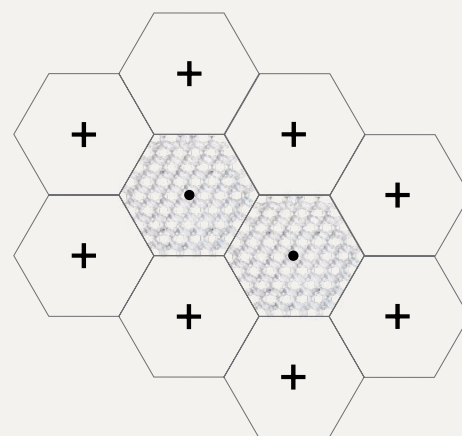
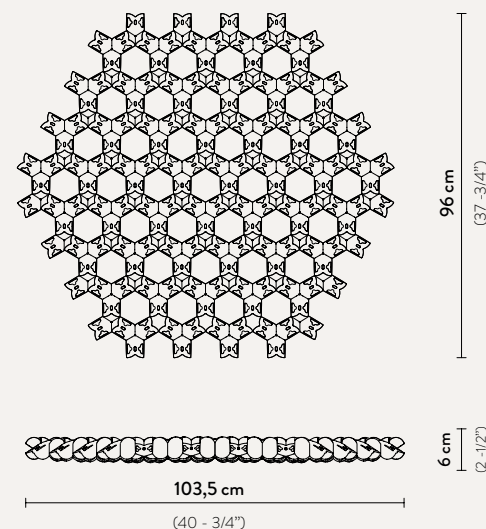
INFINITE EXTENSIONS IN EVERY DIRECTION

The one-square meter hexagonal elements, (96 x 103,5 x h 6 cm) are **connected through a simple system** that allows free expansion in every direction. The connection can be manually handled with the “clipper” tool, which allows the modules to be securely fastened together. If necessary, the clips can be removed in order to modify the connections between modules.

Nuvem Outdoor modules are made of **V0 polycarbonate**, classified according to the UL 94 standard, which evaluates the behavior of plastic materials in case of fire. The V0 rating represents the highest level of flame resistance in the Vertical Burning (V) category. A V0-certified material is self-extinguishing and safe for high fire-resistance applications, making it ideal for the lighting sector.

Gli elementi esagonali di un metro quadro (dimensioni: 96 x 103,5 x h 6cm) si uniscono **tramite un sistema di connessioni**, permettendo un’espansione libera in tutte le direzioni. Il **sistema di aggancio** è eseguibile a mano grazie allo **strumento “clipper”** che permette di fissare saldamente i moduli tra loro. All’occorrenza le clip possono essere rimosse per un’installazione flessibile e modificabile senza interventi complessi.

I moduli Nuvem Outdoor sono realizzati in **policarbonato V0**, classificato secondo la normativa UL 94, che valuta il comportamento dei materiali plastici in caso di incendio. La sigla V0 indica il livello più alto di resistenza alla fiamma nella categoria Vertical Burning (V). Un materiale con certificazione V0 è autoestinguente e sicuro per applicazioni ad alta resistenza al fuoco, ideale per il settore di illuminazione.



technical details p. 342

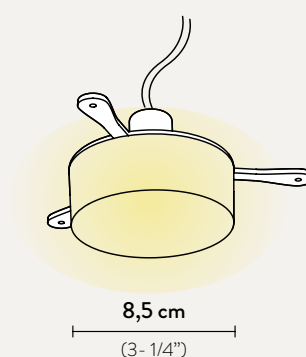
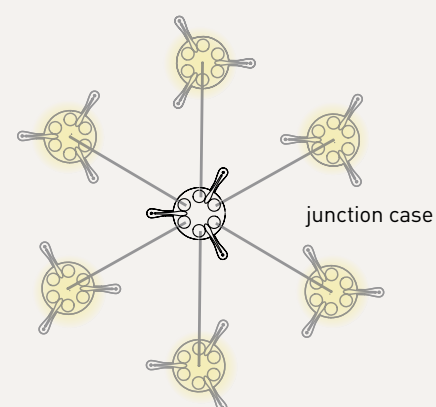
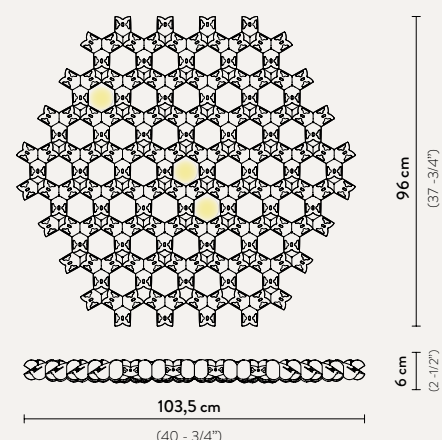
OUTDOOR

SPOT LIGHT SYSTEM

The **lighting system with Spot**, available for Nuvem Outdoor, consists of integrated 4.2W LED light units that can be added according to the project needs in different points of the composition/individual modules. **Up to 6 Light Units can be connected to a single electrical point**, thanks to a junction light case that allows wires to converge in one location. The cables run discreetly and invisibly across the modules and can be fixed securely in place thanks to wire clamps.

Il **sistema luminoso con Spot** disponibile per Nuvem Outdoor è composto da **unità luminose a LED integrato** da 4.2 W posizionabili in base alle esigenze luminose del progetto in più punti della composizione o del singolo modulo. Possono essere collegate **fino a 6 unità luminose con un solo punto elettrico** grazie al sistema di derivazione che permette ai cavi di convergere in un unico punto e correre sui moduli in modo discreto e invisibile grazie a degli appositi fermacavi.

Single SPOT Light Unit
4.2W - 220~230Vac/50Hz
500 Lumen - 3000 Kelvin
IP65 - Bidirectional LED
(110V version available).



technical details p. 342

OUTDOOR

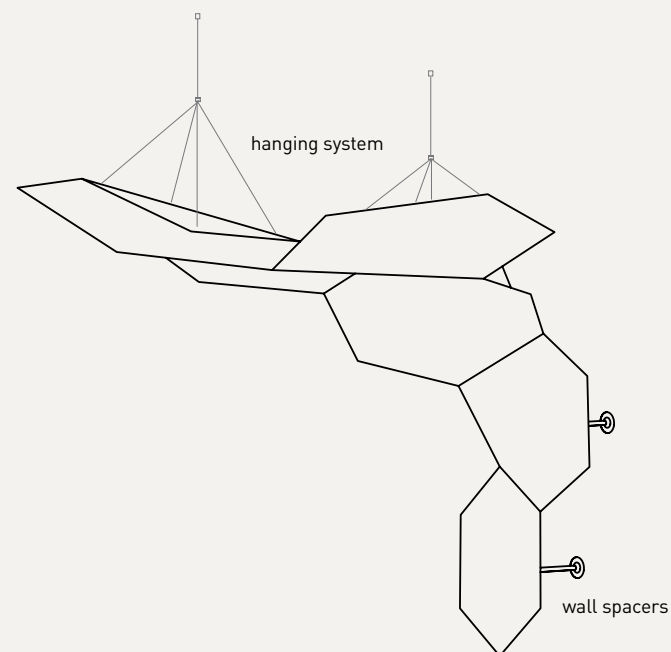
VISUAL IMPACT ON THE SURFACES

The **ceiling anchoring** system is practical and allows for height adjustment of the suspension cables, ensuring maximum configuration flexibility by adjusting each module individually.

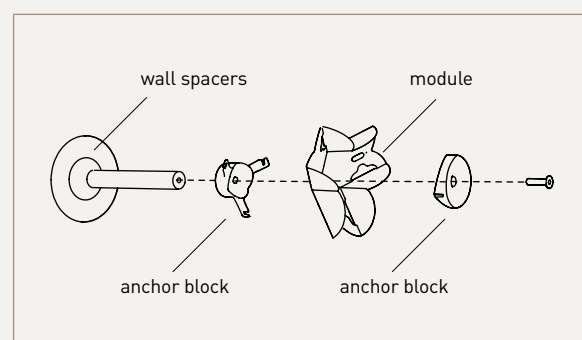
The **wall anchoring system**, thanks to the use of "spacers," offers designers complete freedom in creating decorative Nuvem surfaces. By fixing the modules at different distances from the wall, it's possible to **play with the depth and movement of the composition**.

Il **sistema di ancoraggio al soffitto** è pratico e consente la regolazione delle altezze dei cavi di appendimento garantendo la massima flessibilità della configurazione agendo modulo per modulo.

Il sistema di **ancoraggio al muro** grazie all'utilizzo degli accessori "**distanziatori**" offre al progettista libertà nella creazione di superfici decorative Nuvem. Fissando i moduli a diverse distanze dalla parete, **permette di giocare con la profondità e il movimento della composizione**.



WALL ANCHORING



Installation of 40 modules. Installazione di 40 moduli.

PROJECT CONFIGURATION SERVICE



Slamp offers a consulting and design service for the Nuvem system, **guiding clients in the configuration process**, which is fully tailored to the project's characteristics and the specific needs of the space, thanks to the system's standard and customizable accessories.

Slamp offre un servizio di consulenza e progettazione per il sistema Nuvem, **guidando i clienti nella configurazione** che sarà completamente adattata alle caratteristiche del progetto e alle esigenze specifiche dello spazio grazie agli accessori standard e customizzabili del sistema.



170 outdoor modules/moduli

SIGNATURE COLLECTIONS



Dresden Museum of Military History ©Hufton+Crow

“LIGHT IS PURE LOVE”



DANIEL
LIBESKIND

D. Libeskind portrait ©StefanRuizbn

CORDOBA

BY DANIEL LIBESKIND



URBAN POETRY BETWEEN ARCHITECTURE AND LIGHT

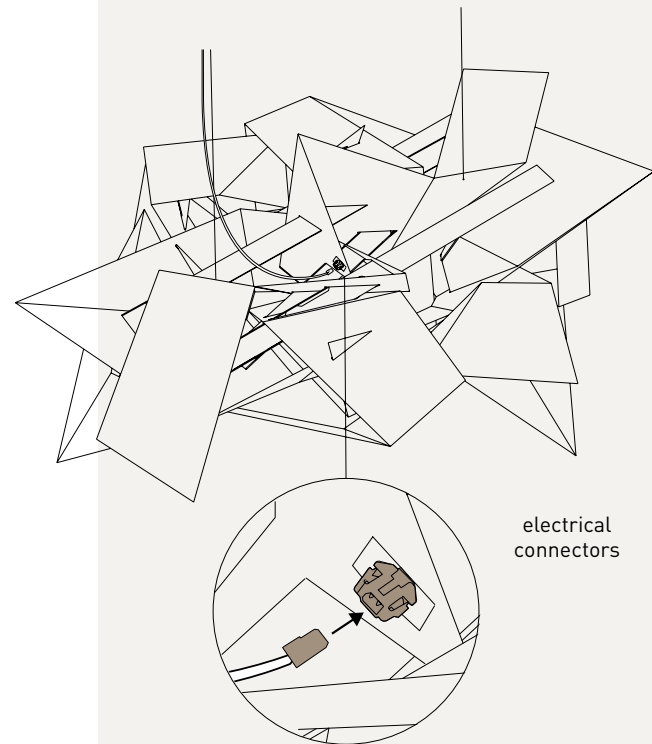
Cordoba is a lamp inspired by **architectural deconstructivism**. In perfect harmony with Daniel Libeskind's famous architecture, Cordoba encapsulates the architect's trademarks: broken lines and fragmented geometries that express his unique design philosophy.

A **mathematical algorithm** combines two dimensional technopolymer sheets into a suspension that harmoniously glows. The light sculpture is **sold fully assembled** thanks to a meticulous study of the packaging and the electrical connection is simplified as much as possible by the use of **connectors**.

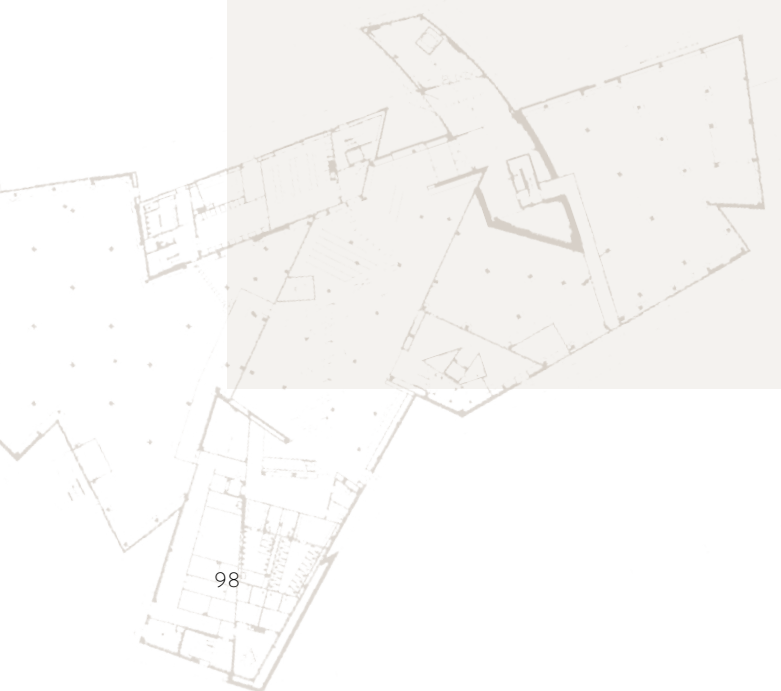
Cordoba è una lampada ispirata al **decostruttivismo architettonico**.

In perfetta sintonia con le celebri architetture di Daniel Libeskind, Cordoba racchiude i tratti distintivi dell'architetto: linee spezzate e geometrie frammentate che esprimono la sua unica filosofia progettuale.

Lastre bidimensionali di tecnopolimeri prendono vita da un **algoritmo matematico** e diffondono la luce in maniera armonica. La scultura luminosa viene **venduta allestita** grazie ad uno studio meticoloso del packaging e la connessione elettrica è semplificata al massimo grazie all'uso di **connettori**.



electrical
connectors



104 cm

A HANDCRAFTED
ALGO
RITHM



Production of LaVie design by Adriano Rachele for Stamp - Ph Pedro Sadio



“LIGHT GIVES VISIBLE SPIRIT TO OBJECTS”



ADRIANO
RACHELE

A. Rachele portrait - Ph Noemi Patriarca

BANG

BY ADRIANO RACHELE



NEW OUTDOOR COLLECTION BANG STEP LIGHT

Bang Large Corten





Bang Step Light

Lighting/Illuminazione: Large 2X 4.2W - 220~230Vac/50Hz - 500 Lumen - 3000 Kelvin;
Small 4.2W - 220~230Vac/50Hz 500 Lumen - 3000 Kelvin - IP65 - Bidirectional Integrated LED
[110V version available].






LIGHT GRAY



CORTEN



ANTHRACITE




ANTHRACITE



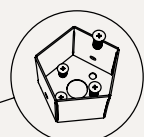
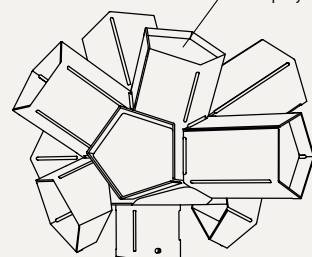
CORTEN



LIGHT GRAY



polycarbonate diffusers



fixing support

APPLIQUE OR STEP LIGHT? YOU DECIDE!

Bang collection is made of **cataphoresis treated and powder-coated steel**, ensuring optimal resistance to all weather conditions and the light diffusers are made of safe opaline V0 polycarbonate, branded with Slamp logo.

The **small version** can be wall-mounted or installed as step light thanks to the pentagonal support, easily fixed with screws.

The lighting system is based on a **bi-directional LED board** operating at a voltage of **220~230 Vac (110V available)**, with **IP65** protection.

Bang è realizzata in **acciaio trattato con cataforesi e verniciato a polvere**, che ne garantisce una resistenza ottimale a tutte le condizioni climatiche. I diffusori sono realizzati in policarbonato opalino V0 e brandizzati con il logo Slamp.

La versione **small** è installabile **sia per utilizzo a parete che come segnapassi**, grazie al pentagono di supporto facilmente fissabile con delle viti.

Il sistema di illuminazione è basato su una **scheda LED bidirezionale** funzionante a una tensione di **220~230 Vac (disponibile 110V)** e garantisce un grado di protezione **IP65**.

OUTDOOR

technical details p. 323



Bang Step Light / Applique Small Light Gray

Production of LaFleur design by Marc Sadler for Stamp - Ph. Pedro Sadio



BEYOND THE EDGE OF THE ORDINARY



MARC
SADLER

Portrait of Marc Sadler - Ph. Pedro Sadio

TULIP

BY MARC SADLER



Composition of 21 blooms on 210 cm table. Composizione di 21 boccioli su un tavolo da 210 cm.

- SUSPENSION
- WALL LAMP
- CEILING LAMP
- TABLE LAMP
- FLOOR LAMP



Composition of 35 blooms.
Composizione di 35 boccioli.



Free Standing composition of 154 blooms.
Composizione Free Standing con 154 boccioli



Ø5 cm x h. 40 cm.
Each bloom is unique and hand-crafted.
Ogni bocciolo è unico e realizzato a mano.

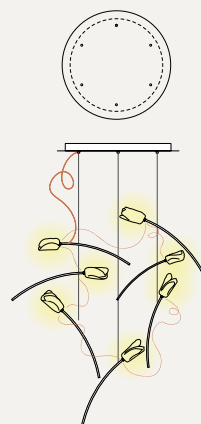
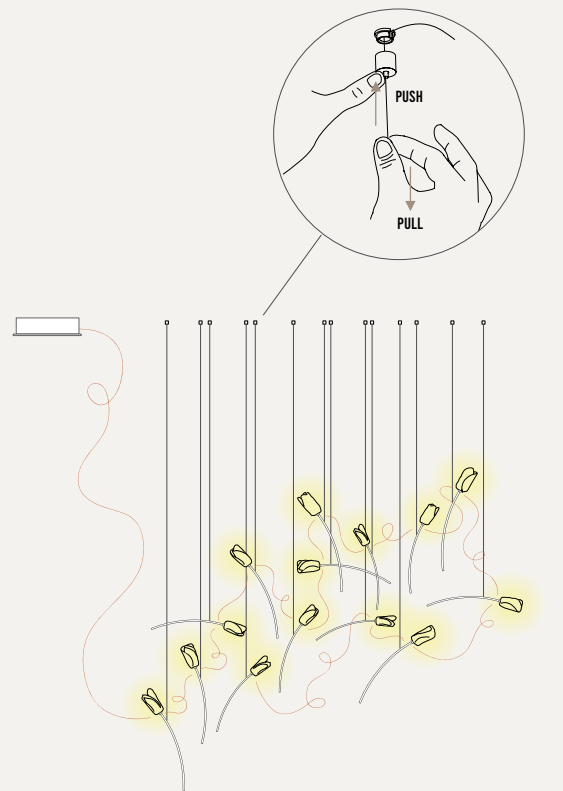
MODULAR IMMERSIVE BACKDROP

Available in multiples of 14 to create striking installations, the Free Standing version is anchored to the ceiling with small brass fixtures. Slamp provides templates to simplify installation and a design service for larger setups.

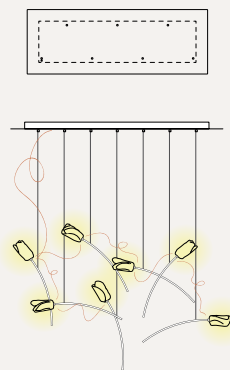
Like the Plug & Play versions with a round or linear canopy of 7 or 14 tulips, the Free Standing version retains the same aesthetic and technical features as the canopy solutions, such as connection to a single electrical outlet and linking multiple light points with the thin twisted copper wire. The height of the steel cables is adjustable using the Push-Pull system, by loosening and tightening the clamp to secure the cable.

Disponibile in multipli di 14 per creare scenografiche installazioni, la versione Free Standing si ancora al soffitto tramite piccoli fissaggi in ottone. Slamp fornisce dime per semplificare l'installazione e servizio di progettazione per grandi installazioni.

Come per le versioni Plug & Play con rosone tondo o lineare di 7 o 14 tulipani, anche la Free Standing mantiene le stesse caratteristiche estetiche e tecniche delle soluzioni con rosone, come la connessione a un unico attacco elettrico e il concatenamento dei vari punti luce tramite il sottile cavo di rame intrecciato. L'altezza dei cavi in acciaio è regolabile con il sistema Push-Pull, svitando e serrando il morsetto per fissare il cavo.



ROUND
available 7 or 14 blooms



LINEAR
available 7 or 14 blooms

technical details p. 346



Composition of 147 blooms.
Composizione di 147 boccioli.



Tulip 14 Linear

The **Linear** and **Round** canopies feature Designer Marc Sadler's predetermined cascading compositions powered by Plug and Play solutions.

Nelle disposizioni **Linear** e **Round** le cascate di tulipani sono predeterminate dal Designer Marc Sadler per una soluzione allestitiva Plug & Play.



technical details p. 346

Tulip 14 Round



Tulip Battery

Battery at max. intensity around 6 hours duration, at min. intensity around 60 hours duration.
Batteria al massimo dell'intensità durata di 6 ore, al minimo dell'intensità durata di 60 ore.



technical details p. 346

h. 38cm

BLACK BASE

WHITE BASE



Brightness intensity can be regulated using the soft touch dimmer system.
Regolazione intensità luminosa tramite sistema touch a sfioramento.



A cold application of gold foil creates a unique texture that printing or paints cannot replicate.
La lamina dorata viene applicata a freddo sul materiale creando un effetto materico irripetibile con vernici o stampe.

CLIZIA

BY ADRIANO RACHELE

technical details p. 327



Cristalflex® petals are covered in **gold foil** using a cold-coating process, and the crackled texture lets light shine through, an effect that other types of paint or printing cannot replicate.

La **lamina dorata** viene applicata a freddo su ogni singolo petalo in Cristalflex®, la texture craquelet lascia passare la luce e crea un effetto materico, impossibile da riprodurre con vernici o stampe.




The **red hanging** wire gives a pop touch, but for those looking for something minimal, a **transparent one is available too**.
Il **cavo rosso**, che aggiunge al prodotto un tocco pop, può essere richiesto **anche trasparente**.





Clizia Suspension (all the finishes) Lighting / Illuminazione:
Ø130: 15 x 12W E27/E26 - **Large:** 4 x 12W E27/E26 - **Medium:** 2 x 12W E27/E26 LED Filament Bulbs



technical details p. 327



Clizia Suspension Medium - Orange

WHITE NUANCES OF CLIZIA



FUMÉ

Created from a mix of transparent Lentiflex® Prismatic and Cristalflex® modules with a light smoky hue, this Clizia finish with an overall “taupe” tone can be warmed slightly by using bulbs with a warmer color temperature.

Nasce da un mix di moduli in Lentiflex® Prismatico trasparente e Cristalflex® dalla leggera tonalità fumè, questa finitura Clizia dal tono complessivo “tortora” può essere leggermente scaldato utilizzando delle lampadine con una temperatura colore più calda.



WHITE

Made of Opalflex®, a material with the ability to diffuse light evenly, it has an opaque white print on the edges of the petals that creates a “chiaroscuro” play with light. The final effect is soft and particularly brilliant.

Realizzata in Opalflex®, materiale dalla capacità di diffondere la luce in modo omogeneo, ha una stampa bianca coprente sui bordi dei petali che crea un gioco di chiaroscuri con la luce. L'effetto finale è morbido e particolarmente brillante.



MAMA NON MAMA WHITE

Made of Cristalflex®, brilliant and transparent like crystal but unbreakable and light. Printed with an opaque white floral pattern whose petals, overlapping, create a soft natural shape that is bright and light. Existing decoration also in black and craquelet gold foil version.

Realizzata in Cristalflex®, trasparente, infrangibile e leggero. Decorato con un motivo floreale bianco coprente, i cui petali sovrapposti creano una forma morbida e luminosa. Disponibile anche in nero e con lamina dorata.



PIXEL

A hi-tech white decoration spreads over the lush volume with naturalistic features of the glass-effect but totally unbreakable Cristalflex® diffuser.

Una decorazione hi-tech bianca si diffonde sul volume rigoglioso con tratti naturalistici del diffusore in Cristalflex® effetto vetro ma totalmente infrangibile.



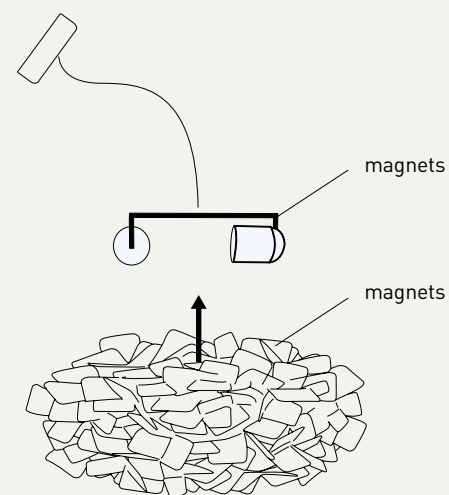
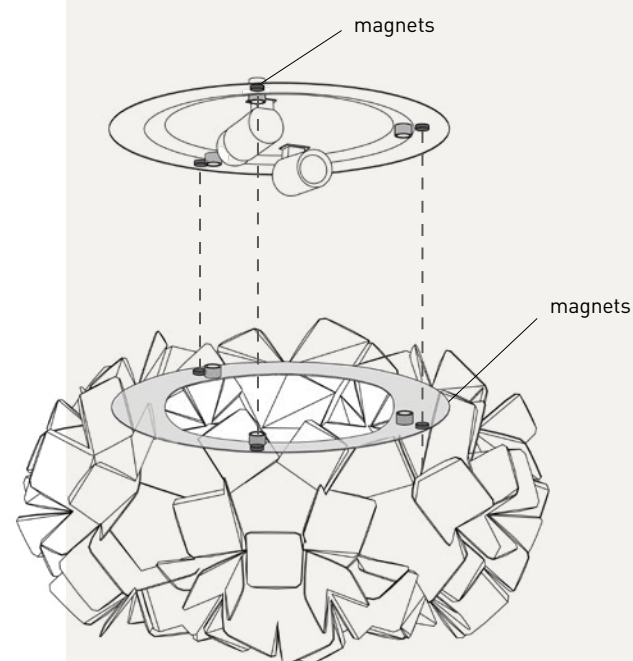
Clizia Ceiling/Wall Large Mama non Mama White



Clizia Ceiling/Wall Medium - Fumè

Clizia Ceiling/Wall
 Lighting / Illuminazione:
Large: 3 x 12W E26/E27 - **Medium:** 2 x 12W E26/E27 - **Mini:** 2 x 6W E12/E14 LED Filament Bulbs.

BENEFITS OF MAGNETIC HANGING SYSTEM



All versions of Clizia collection (Ceiling, Suspension and Table with cable) are equipped with a **magnetic system**, an innovative system that facilitates installation and cleaning of the petals: the decoration detaches from the light source with a simple click.

Thanks to the magnetic attachment, the installation is quick and safe and not only **simplifies the maintenance** of the product in **domestic contexts**, but also proves extremely advantageous for use in **public environments** by simplifying maintenance and cleaning, ideal for ensuring order in high-traffic environments such as offices, hotels and restaurants.

Tutte le versioni della collezione Clizia (Plafoniera, Sospensione e Tavolo con cavo) sono dotate di **attacco magnetico**, un sistema innovativo che facilita l'installazione e la pulizia dei petali: il decoro si stacca dalla fonte luminosa con un semplice click.

Grazie all'attacco magnetico, l'installazione è rapida e sicura e non solo **semplifica la gestione del prodotto in contesti domestici**, ma si rivela estremamente vantaggiosa anche per l'utilizzo **in ambienti pubblici semplificando la manutenzione** e pulizia ideale per garantire ordine in ambienti ad alta frequentazione come uffici, hotel e ristoranti.



Clizia Ceiling/Wall Medium - Mama non Mama Gold



Clizia Ceiling/Wall Medium - Mama non Mama Gold



Clizia Applique

Size / Dimensione: 32 x 15 x h. 28 cm
(12-1/2" x 5-3/4" x h. 9-3/4")

Lighting/Illuminazione: 2 x 6W LED
Filament Bulbs E12/E14.

Available/Disponibile in: white, gold
and black Mama non Mama





Clizia Battery
Battery at max. intensity around 6 hours duration, at min. intensity around 60 hours duration.
Batteria al massimo dell'intensità durata di 6 ore, al minimo dell'intensità durata di 60 ore.
Pictured/In foto: Clizia Battery - Fumè.



Perfect harmony: suspension and battery table lamp from the same collection, for a **coordinated** and elegant design.
Armonia perfetta: sospensione e lampada da tavolo ricaricabile della stessa collezione, per un design **coordinato** ed elegante. Pictured/In foto: Clizia Battery Mama non Mama - White.



Clizia Battery Mama non Mama Gold - Light base



Clizia Battery Mama non Mama Gold - Dark base



Clizia Table White

A comfortable electrical wire of about 150 cm (58").
Comodo cavo elettrico con interruttore lungo circa 150 cm.

Clizia Table is available in Fumè and in Lentiflex® with printing effect: White and Orange, all with light gray base.

Clizia Table con diffusore in Lentiflex® è disponibile in Fumè e con stampa in Bianco e Arancione sempre con base grigio chiaro.



FUMÉ



WHITE



ORANGE



Clizia Table Mama non Mama is made of Transprent Cristalflex® with black or white print and gold foil.
La **Clizia tavolo Mama non Mama** è realizzata in Cristalflex® trasparente con stampa bianco o nera oppure con lamida dorata.



BLACK



GOLD - LIGHT BASE



GOLD - DARK BASE



WHITE



“LIGHT INFLUENCES INSTINCTUAL EMOTIONS”



ELISA GARGAN
GIOVANNONI

MODULA

BY ELISA GIOVANNONI



Modula Suspension
96 cm

-  SUSPENSION
-  WALL LAMP
-  CEILING LAMP
-  TABLE LAMP
-  FLOOR LAMP



h. 194 cm

Modula Floor



A **seamless line of light runs along the spine** of the floor lamp, complementing the diffuser's lighting effect.
Una linea di luce omogenea corre lungo tutta la dorsale della piantana che si aggiunge all'effetto di luce del diffusore.



The dimmable source is housed in a Lentiflex® diffuser.
 La fonte dimmerabile è alloggiata in un diffusore in Lentiflex®.

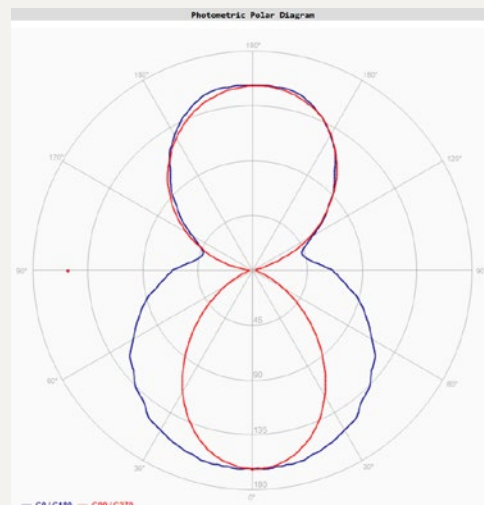


Modula Floor
Lighting / Illuminazione:
 LED: 70W - 100~240Vac
 24Vdc - 11.810 Lumen
 3000 Kelvin - Dimmable

COMPLIANT WITH THE UNI EN 12464-1:2011 STANDARD



Examples of reflection's glare



Photometric Polar Diagram of Modula

Modula is designed to fully comply with the **UNI EN 12464-1:2011** standard, which defines the requirements for indoor lighting to ensure **visual comfort, safety and efficiency**. This standard establishes precise parameters such as illuminance levels, light distribution, glare, colour rendering and colour temperature, ensuring that the lighting is adapted to the specific needs of each space.

By complying with this standard, the lamp offers excellent performance for workplaces, public or private spaces, **creating optimal lighting that promotes visual well-being and energy efficiency**. Choosing a UNI EN 12464-1:2011 compliant product means investing in quality, safety and attention to people's comfort.

Modula è progettata per rispettare pienamente la normativa **UNI EN 12464-1:2011**, che definisce i requisiti per l'illuminazione di ambienti interni al fine di garantire **comfort visivo, sicurezza ed efficienza**. Questo standard stabilisce parametri precisi come i livelli di illuminamento, la distribuzione della luce, l'abbagliamento, la resa cromatica e la temperatura colore, assicurando che l'illuminazione sia adeguata alle esigenze specifiche di ogni spazio.

Grazie alla conformità a questa normativa, la lampada offre **prestazioni eccellenti per ambienti di lavoro, spazi pubblici o privati, creando un'illuminazione ottimale che promuove il benessere visivo e l'efficienza energetica**. Scegliere un prodotto conforme alla UNI EN 12464-1:2011 significa investire in qualità, sicurezza e attenzione per il comfort delle persone.

technical details p. 340

Modula Suspension Double
192 cm



Modula Suspension Lighting / Illuminazione:

Single: LED 35W - 100~240Vac/24Vdc - 5.905 Lumen - 3000 Kelvin.

Double: LED 70W - 100~240Vac/24Vdc - 11.810 Lumen - 3000 Kelvin.

Standard dimming system Triac Trailing Edge (Dali and Casambi upon request).





“LIGHT MAKES A COLOURFUL WORLD”

LORENZA
BOZZOLI



LA LOLLONA

BY LORENZA BOZZOLI

technical details p. 337





The suspension's **color and size can be customized** by request to fit large scale installations.
 This page: a custom version of 3 different rings, white finish: Ø156 cm x h. 85 cm.
Customizzabile su richiesta – sia nei colori che nelle taglie - per progetti di larga scala.
 In questa pagina: una versione con 3 differenti livelli con finitura white di Ø156 cm x h. 85 cm.

WEIGHT
 LESS
 ABUNDANCE



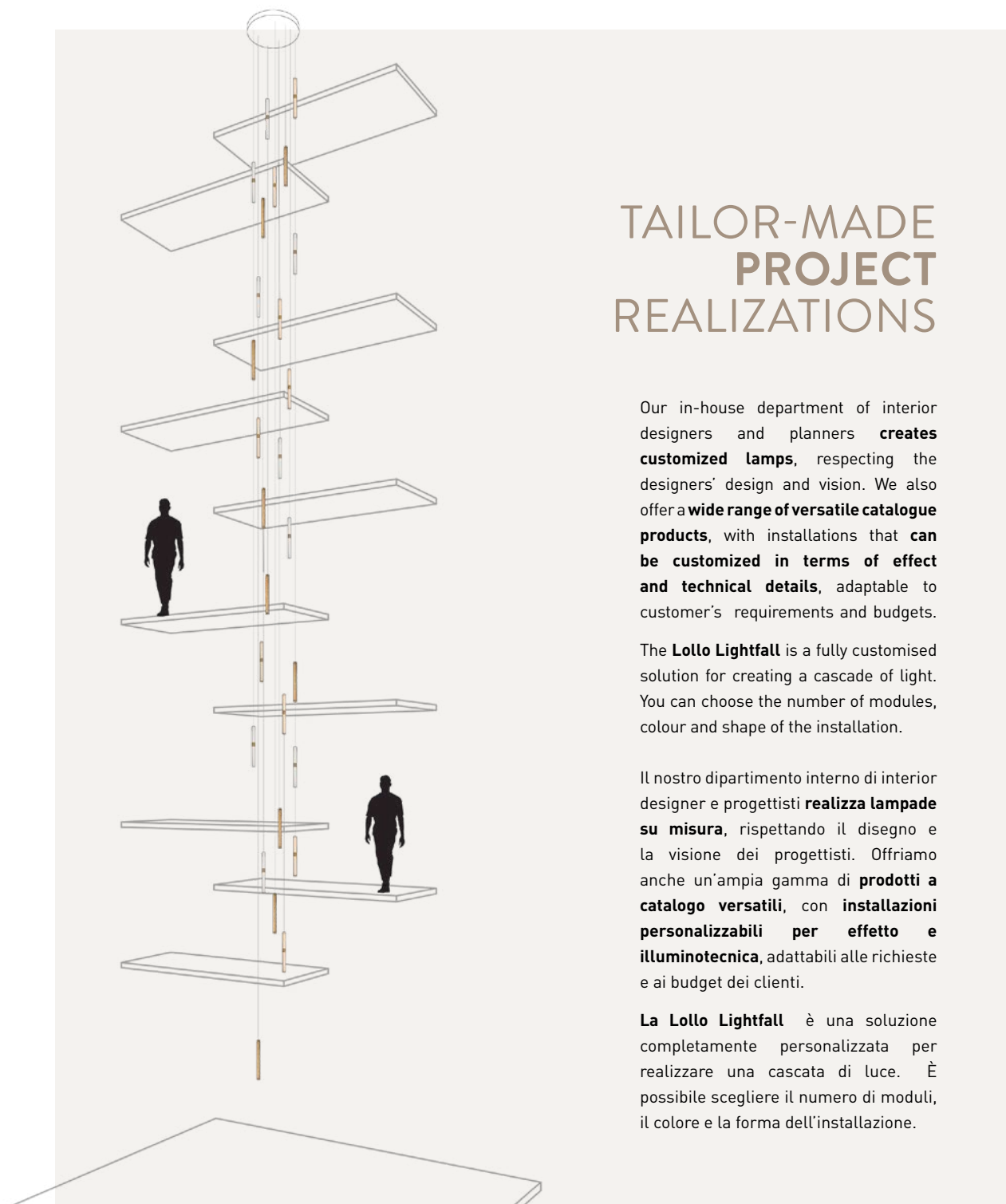
La Lollona 5 White



This page: a **custom version** of La Lollo gradient of Ø160 cm x h. 35 cm.
In questa pagina; una versione custom della La Lollo gradient Ø160 cm x h. 35 cm.
180 W - 100~240Vac/ 24Vdc 20.636 Lumen - 2700 Kelvin -Dimmable.



A **custom version** of Ø130 x h. 210 cm.
Una versione personalizzata di 130 cm di diametro e 210 cm di altezza.
630W - 110~240Vac/24Vdc - 73.250 Lumen - 2700 Kelvin,
dimmable with: PWM, 1-10 or Potentiometer.



Stairway project for 4 buildings in Milan, Italy.

TAILOR-MADE PROJECT REALIZATIONS

Our in-house department of interior designers and planners **creates customized lamps**, respecting the designers' design and vision. We also offer a **wide range of versatile catalogue products**, with installations that **can be customized in terms of effect and technical details**, adaptable to customer's requirements and budgets.

The **Lollo Lightfall** is a fully customised solution for creating a cascade of light. You can choose the number of modules, colour and shape of the installation.

Il nostro dipartimento interno di interior designer e progettisti **realizza lampade su misura**, rispettando il disegno e la visione dei progettisti. Offriamo anche un'ampia gamma di **prodotti a catalogo versatili**, con **installazioni personalizzabili per effetto e illuminotecnica**, adattabili alle richieste e ai budget dei clienti.

La Lollo Lightfall è una soluzione completamente personalizzata per realizzare una cascata di luce. È possibile scegliere il numero di moduli, il colore e la forma dell'installazione.



La Lollo Lightfall custom project, lighting info for every single cilinder.
Progetto custom La Lollo Lightfall, poitenza luminosa per ogni singolo cilindro.
20W - 100~240 Vac/24 Vdc - 3.570 Lumen - 3.000 Kelvin - CRI >90, Integrated LED.





Ø80cm

La Lollo Large White



technical details p. 336

142 cm

La Lollo Floor

LINEAR



142cm
La Lollo Linear 140 Pewter-White



La Lollo Applique Gradient

La Lollo Applique

Differently from integrated LED suspensions, La Lollo wall lamp and La Lollo Floor use LED filament bulbs
A differenza delle sospensioni a LED integrato, La Lollo applique e La Lollo Floor utilizzano lampadine LED Filament.



La Lollo Applique Gold



La Lollo Applique Gold at Angie's Restaurant, Rome - Italy.



GOLD



GRADIENT



PEWTER/WHITE



WHITE



UNBREAKABLE AND HIGHLY SOPHISTICATED

An elegant, refined column that resembles blown glass from Murano: high tech, unbreakable, easily transported, and highly sophisticated.

Una colonna di luce elegante e raffinata, che ricorda la trama del vetro cannettato della tradizione muranese in una versione high-tech, infrangibile, facilmente trasportabile e sofisticata.


La Lollo Floor

Size / Dimensioni: Base: Ø29 cm - Ø11-1/4"
Diffusor: Ø13 x h. 163 cm - Ø5" x h. 63-1/2"

12W LED FILAMENT BULB

12W LED FILAMENT BULB

12W LED FILAMENT BULB



La Lollo Floor Silver

technical details p. 337



La Lollo Floor Gold
h.163 cm

ODEON

BY LORENZA BOZZOLI



Ø102cm

Odeon Ceiling

The cylinders of Odeon are handcrafted by the *Sarte della Luce* using Lentiflex® with a prismatic effect, combined with gold foil for a uniquely refined and luxurious aesthetic.
I cilindri della Odeon sono realizzati a mano dalle *Sarte della luce* con Lentiflex® effetto prismatico unito alla lamina oro per un effetto prezioso e unico.



SUSPENSION

WALL LAMP

CEILING LAMP

TABLE LAMP

FLOOR LAMP



technical details p. 344



Odeon Ceiling

Lighting /Illuminazione: Odeon 100: 12 x12W E27/E26 LED Filament bulbs + 1 x 11W E27/E26 Spot LED, PAR 30
Odeon 65: 6 x12W E27/E26 LED Filament bulbs + 1 x 11W E27/E26 Spot LED, PAR 30

HUGO

BY SLAMP CREATIVE TEAM



technical details p. 334

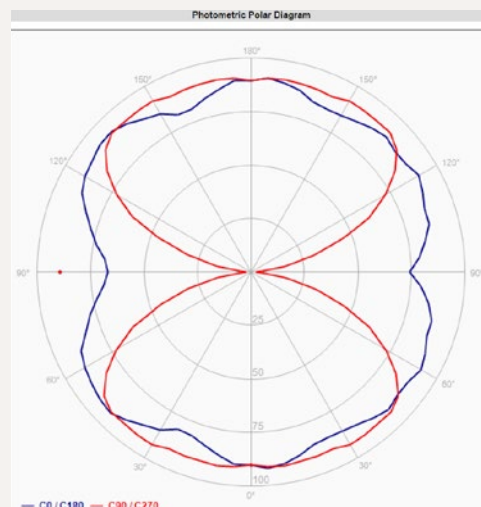
Pictured: a composition of 300 modules.
Composizione di 300 moduli.

Hugo is available in **horizontal modules** with 2 hanging points and **vertical modules** with 1 coaxial cable.
Hugo è disponibile in **moduli orizzontali** con 2 punti di appendimento e **moduli verticali** con unico cavo coassiale.

COMPLIANT WITH THE UNI EN 12464-1:2011 STANDARD



Examples of reflection's glare



Photometric Polar Diagram of Modula

Hugo is designed to fully comply with the **UNI EN 12464-1:2011** standard, which defines the requirements for indoor lighting to ensure **visual comfort, safety and efficiency**. This standard establishes precise parameters such as illuminance levels, light distribution, glare, colour rendering and colour temperature, ensuring that the lighting is adapted to the specific needs of each space.

By complying with this standard, the lamp offers excellent performance for workplaces, public or private spaces, **creating optimal lighting that promotes visual well-being and energy efficiency**. Choosing a UNI EN 12464-1:2011 compliant product means investing in quality, safety and attention to people's comfort.

Hugo è progettata per rispettare pienamente la normativa **UNI EN 12464-1:2011**, che definisce i requisiti per l'illuminazione di ambienti interni al fine di garantire **comfort visivo, sicurezza ed efficienza**. Questo standard stabilisce parametri precisi come i livelli di illuminamento, la distribuzione della luce, l'abbagliamento, la resa cromatica e la temperatura colore, assicurando che l'illuminazione sia adeguata alle esigenze specifiche di ogni spazio.

Grazie alla conformità a questa normativa, la lampada offre **prestazioni eccellenti per ambienti di lavoro, spazi pubblici o privati, creando un'illuminazione ottimale che promuove il benessere visivo e l'efficienza energetica**. Scegliere un prodotto conforme alla UNI EN 12464-1:2011 significa investire in qualità, sicurezza e attenzione per il comfort delle persone.

technical details p. 334





Winner of the Red Dot Product Design Award, **Hugo Architectural** is a technical-decorative suspension lighting system that allows you to **connect 2 or 3 Hugo modules with a single electrical connection**.

Vincitore del Red Dot Product Design Award, **Hugo Architectural** è un sistema di illuminazione tecnico-decorativa a sospensione che permette di **connettere 2 o 3 moduli Hugo con un solo attacco elettrico**.



Slamp studies the inclination of Lentiflex® sheets, which interact with light to create ever-changing effects. In the Hugo collection, this light diffusion evokes the fluidity of a waterfall.

Slamp studia l'inclinazione delle lastre di Lentiflex® che, interagendo con la luce, generano effetti sempre diversi. Nella collezione Hugo, questa diffusione luminosa evoca la fluidità di una cascata d'acqua.



h.207cm

Hugo Floor
 Size / Dimensioni: 9 x h. 207 cm, base Ø32 cm
 3-1/2" x h. 80-3/4", base Ø12-1/2"



The design and bend of the floor lamp were inspired by the outreached hands of Michelangelo's "Last Judgement" in the Sistine Chapel. The light touch dimming system is ergonomically placed, and blinks when the lamp is at minimum and maximum brightness.

L'inclinazione e il design della lampada da terra sono ispirati al tocco delle mani dei protagonisti del "Giudizio Universale", il dipinto di Michelangelo nella Cappella Sistina. Il sistema di dimmerazione a sfioramento, collocato in posizione ergonomica, lampeggia quando raggiunge il punto massimo e minimo d'intensità luminosa.

LAFLEUR


BY MARC SADLER



technical details p. 338

PRISMA

VELVET





La Fleur Battery

Battery: at max. intensity around 6.5 hours duration, at min. intensity around 60 hours duration.
Batteria: Al massimo dell'intensità durata di 6.5 ore, al minimo dell'intensità 60 ore.



LaFleur Velvet detail

The 2019 Vendemmia di Roma event, a celebration of the fusion between fashion and wine.
Evento La Vendemmia di Roma 2019, celebrazione del connubio tra moda e vino.



La Fleur Applique Prisma

La Fleur Applique

Lighting/Illuminazione: 1 X 3W G4 LED Filament Bulb 100~220 Vac/12Vdc - 450 Lumen - 3.000 Kelvin - Dimmable.



technical details p. 338

La Fleur Applique Velvet

ÉTOILE

AND LA BELLE ÉTOILE
BY ADRIANO RACHELE





Étoile Suspension - Prisma

Lighting / Illuminazione: Large and Medium 21W - 100~240 Vac/35-50 Vdc - 2.830 Lumen, 2700 K, CRI 90, Dimmable. 110V versione available. Crystal counter-balance "drop" included. Contrappeso in cristallo incluso.



technical details p. 330

Étoile Suspension
Medium- Prisma
Ø73cm

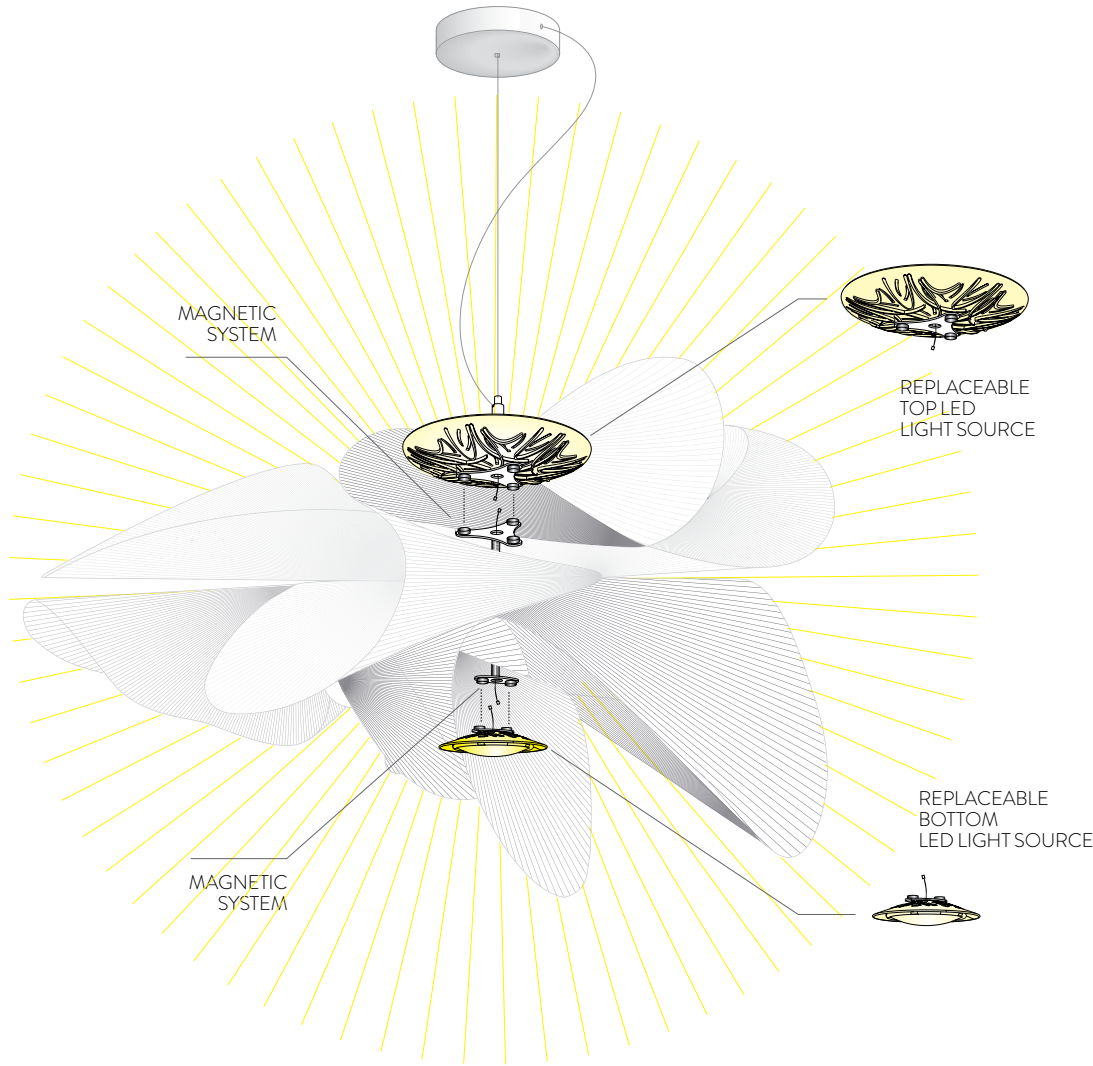
Étoile Suspension
Large- Prisma
Ø90cm



MAGNETIC

La Belle Étoile Suspension - White

LED SOURCE



THE LED SOURCE CAN BE **EASILY** AND QUICKLY CHANGED

Light, dynamic, and as elegant as a twirling ballerina. La Belle Étoile is handmade by Slamp's artisans, experts in both manual art and technology. The ad hoc LED source can be easily changed thanks to Slamp's **patented magnetic system**.

Dinamica, leggera ed elegante come una ballerina dai volteggi aggraziati. La Belle Étoile è realizzata a mano dalle Sarte della Luce di Slamp, unendo artigianalità e tecnologia: il circuito a LED realizzato ad hoc è sostituibile tramite il **sistema magnetico brevettato da Slamp**.



The finish is a non-toxic silk-screen print on Cristalflex®.
Il decoro è ottenuto mediante stampa serigrafica su Cristalflex® trasparente utilizzando inchiostri atossici.



technical details p. 330

Ø90cm

Ø73cm



La Belle / Étoile Ceiling/Wall
Lighting/Illuminazione:
LED 15W - 220~240 Vac /55 Vdc
2.150 Lumen 2700 Kelvin (warm white)

HANAMI

BY ADRIANO RACHELE



Hanami Suspension Large
96 cm



technical details p. 333



Flowers folded by hand, each made from Lentiflex®, a noble, **unbreakable material** that shines like a precious stone. Fiori plissettati a mano in Lentiflex®, materiale nobile e **infrangibile** con riflessi di un diamante.



Hanami Collection

Suspension Large 10 X 5W G9 LED Bulbs | 96 x 60 x h.26 cm [37-3/4" x 23-1/2" x h.10-1/4"]

Suspension Small 5 X 5W G9 LED Bulbs | 53 x 35 x h.25 cm [20-3/4" x 13-3/4" x h.9-3/4"]

Ceiling/Wall 7 x 5W G9 LED Bulbs | 65 x 21 x h. 65 cm [25-1/2" x 8-1/4" x h. 25-1/2"]





Veli Ceiling/Wall Foliage

Lighting/Illuminazione: Large 3X12W E26/E27; Medium 2X12W E26/E27; Mini 2X6W E12/E14 LED Filment Bulbs

an DE



to
NATURE



To have the product as neutral as in the photos (white), we suggest **3000 Kelvin bulbs**.
Per una resa del prodotto come in foto, con un bianco neutro, consigliamo lampadine di temperatura **3000 Kelvin**.
Pictured Veli Ceiling/Wall Medium - Aurea



The craquelet gold leaf details lend richness to the softness of the white texture of the diffusor.
I dettagli in foglia d'oro craquelet conferiscono ricchezza alla morbida texture bianca del diffusore.

Pictured Veli Ceiling/Wall
Large - Aurea



Ø60cm

technical details p. 348

AUREA
THE LEGACY OF A
MASTER
PIECE


WHITE NUANCES OF VELI



COUTURE

Its textile texture-inspired finish makes it a perfect solution for giving rooms a soft, tone-on-tone finish. The texture is screen-printed in white on the diffusing Opalflex® material.

La sua finitura ispirata alle texture tessili la rende una soluzione perfetta per conferire agli ambienti una finitura morbida e tono su tono. La trama è in stampa serigrafica in bianco sul materiale Opalflex® diffondente.



WHITE

Made of Opalflex®, a material with the ability to diffuse light evenly, it has an opaque white print on the edges of the veils that creates a play of chiaroscuro with the light. The final effect is soft and particularly brilliant.


Realizzata in Opalflex®, materiale dalla capacità di diffondere la luce in modo omogeneo, ha una stampa bianca coprente sui bordi dei veli che crea un gioco di chiaroscuri con la luce. L'effetto finale è morbido e particolarmente brillante.



FOLIAGE

Veli's iconic shape is enhanced by elements inspired by the perfection of the natural world. Made of diffusing Opalflex®, each petal features a matte white print created with non-toxic paints, safe for any indoor environment

L'iconica forma di Veli è arricchita da elementi che ricordano la perfezione del mondo naturale. Realizzata in Opalflex® diffondente, ogni petalo ha una stampa bianca opaca realizzata con vernici atossiche e sicure per ogni ambiente indoor.



PRISMA

The transparent surface appears, when viewed under a microscope, to consist of many prisms capable of capturing light and directing it to a precise point for an iridescent prismatic effect reminiscent of ice crystals struck by light.

La superficie trasparente appare, a una visione al microscopio, formata da tanti prismi capaci di catturare la luce e direzionarla verso un preciso punto per un effetto prismatico cangiante che ricorda i cristalli di ghiaccio colpiti dalla luce.



GOLD AND COPPER

Slamp's metallized materials are obtained by vaporizing an aluminum rod inside a hyperbaric chamber. During the process, **the degree of transparency of the metallization can be determined** to allow more or less light to pass through the surface.

I materiali metallizzati di Slamp sono ottenuti tramite la vaporizzazione in camera iperbarica di una barretta di alluminio. Nel processo **può essere deciso il grado di trasparenza della metallizzazione** per lasciar trasparire più o meno luce dalla superficie.



LIGHT BACKDROP SCENOGRAFIE DI LUCE

An **immersive light backdrop** created by mixing Veli Copper suspensions and ceiling lights.

Una **scenografia di luce** realizzata mixando sospensioni e plafoniere Veli Copper.

Erwin Restaurant, Moscow - Russia.



Veli 7 is a scenographic suspension with a diameter of 130cm made of **7 elements joined together**.
Veli 7 è una sospensione scenografica di 130cm di diametro composta da **7 elementi uniti tra loro**.



Veli Table
Lighting/Illuminazione: 1X6W E14/E12 LED Filament Bulb



FOLIAGE Ø28 cm



WHITE Ø32 cm

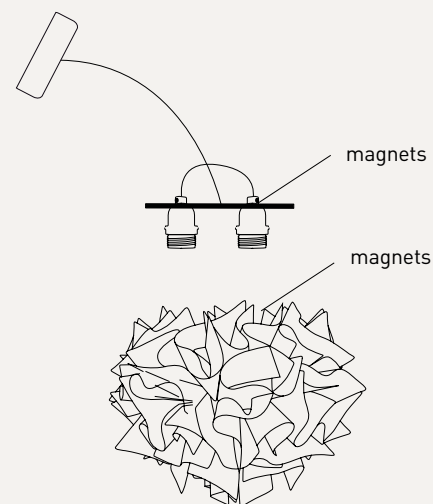
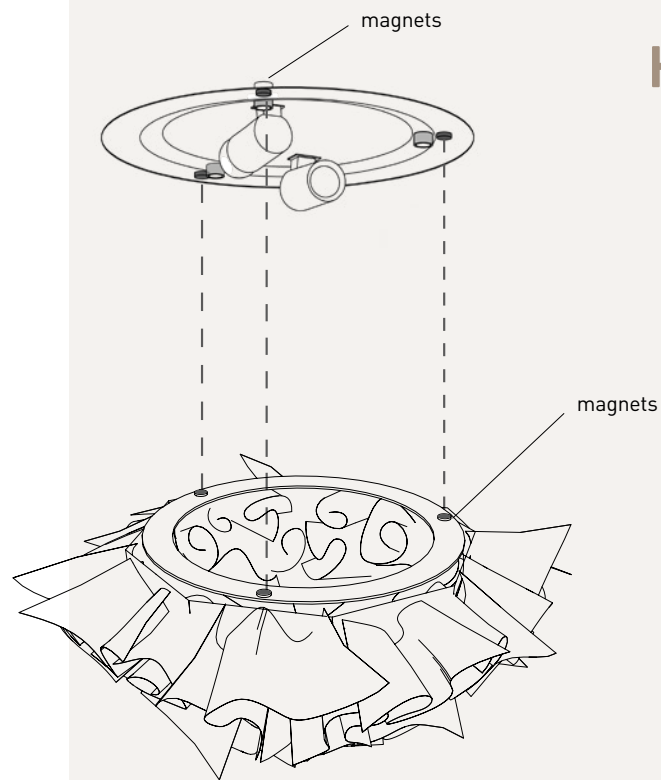


COUTURE Ø32 cm



BLACK Ø32 cm

BENEFITS OF MAGNETIC HANGING SYSTEM



All versions of Veli collection (Ceiling, Suspension and Table) are equipped with a **magnetic system**, an innovative system that facilitates installation and cleaning of the petals: the decoration detaches from the light source with a simple click.

Thanks to the magnetic attachment, the installation is quick and safe and not only **simplifies the maintenance** of the product in **domestic contexts**, but also proves extremely advantageous for use in **public environments** by simplifying maintenance and cleaning, ideal for ensuring order in high-traffic environments such as offices, hotels and restaurants.

Tutte le versioni della collezione Veli (Plafoniera, Sospensione e Tavolo) sono dotate di **attacco magnetico**, un sistema innovativo che facilita l'installazione e la pulizia dei petali: il decoro si stacca dalla fonte luminosa con un semplice click.

Grazie all'attacco magnetico, l'installazione è rapida e sicura e non solo **semplifica la gestione del prodotto in contesti domestici**, ma si rivela estremamente vantaggiosa anche per l'utilizzo **in ambienti pubblici semplificando la manutenzione** e pulizia ideale per garantire ordine in ambienti ad alta frequentazione come uffici, hotel e ristoranti.



reddot design award
honourable mention 2012

technical details p. 348

Veli Suspension
Medium White
Ø42cm

Veli Suspension
Large White
Ø60cm





Veli Suspension
Medium Couture



Ø32cm

Veli Suspension Mini Couture
The Couture finish is available also in the Mini suspension version, measuring 32 x h 22 cm [12-1/2" x h 8-1/2"].
La finitura Couture è disponibile anche in versione Mini a sospensione 32 x h 22 cm [12-1/2" x h. 8-1/2"]

CEREMONY

AND LE GRAND CEREMONY
BY BRUNO RAINALDI

technical details p. 324





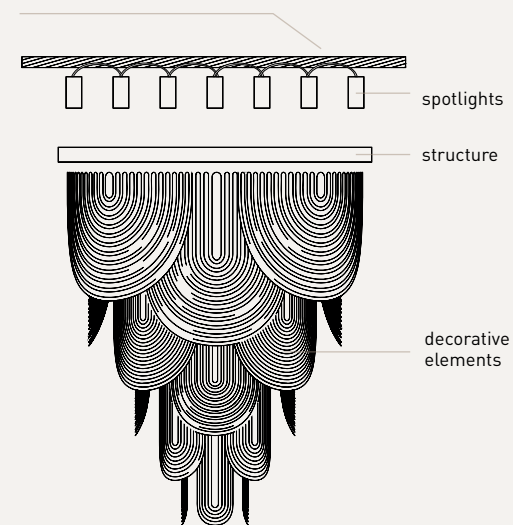
LE GRAND

Ø213cm

technical details p. 324

Le Grand Ceremony white detail.
Dettaglio della finitura bianca di Le Grand Ceremony.

A lowered or false ceiling is necessary to
connect the spotlight's electrical elements
Controsoffitto o cielino necessario per
collegamento elettrico degli spot



Twenty-one spotlights encircle a customizable iron ring (finishing to
be determined per project), inserted in the lowered or false ceiling,
illuminating the opulent Cristalflex® layers draped below.

21 faretti vengono installati in un contro soffitto seguendo la struttura in
ferro circolare (finitura customizzabile in base alla scelta del cliente) ad
illuminare gli opulenti drappi in Cristalflex®

Size/Dimensioni: Ø213 x h. 250 cm (Ø83" x h. 97-1/2")



ACCORDÉON

BY
MARC SADLER



Accordéon Suspension White



Ø57cm

Accordéon Suspension Gold



Accordéon Suspension Silver

The LED crown, in **2700 or 3000 Kelvin by choice**, reaches up to 5.900 Lumen and can be dimmed.
La corolla di LED – **2700 o 3000 Kelvin in base alle proprie necessità** – raggiunge i 5900 Lumen ed è dimmerabile.



Accordéon Vertical Prisma

Accordéon Vertical
Multiple suspensions are a perfect fit for restaurant and bars
Disposta in multipli diventa la perfetta illuminazione per bar e ristoranti.



HAND
MOLDED

detail of Lentiflex® with gold foil
dettaglio del Lentiflex® con lamina oro

Accordéon Vertical
Lighting/Illuminazione: 1 x 6W E14/E12 LED Filament bulb Ømax 5 cm (2").



Accordéon Battery

Battery at max. intensity around 6 hours duration, at min. intensity around 60 hours duration.
Batteria: al massimo dell'intensità durata di 6 ore, al minimo dell'intensità durata di 60 ore.



h.32,7cm

BAT
TE
RY
POWERED



What appears to be pleated, weightless fabric is actually undulating Lentiflex®, lit by a dimmable LED from within, resting on an anodized aluminum stem.

Quella che ricorda una fascia di tessuto impalpabile e plissettato è in realtà una struttura in Lentiflex® ondulato, illuminata dall'interno da una fonte luminosa LED dimmerabile e sorretta da un grazioso stelo in alluminio anodizzato.



Size / Dimensione:
Ø13 x h. 32,7 cm - Ø5" x h. 12-3/4"


Ligthing / Illuminazione:
1.3W dimmable - 150 Lumen
2700 Kelvin - Rechargeable battery




DUAL POSITION ILLUMINATION

The internal structure and clasp match the fluidity of the external plissé diffusor and prevent the accumulation of dust. The lamp has **dual switches, one for the shade and another for the base**. Both light sources can be used together and cast a uniform glow and a cotton-like silhouette. The table lamp's shade and sockets have magnets to facilitate cleaning and changing the bulbs.


La struttura interna e l'elemento di chiusura superiore della lampada da tavolo sono sagomati per assecondare il movimento del plissé ed evitare il depositarsi della polvere. La lampada è dotata di doppia accensione, permettendo di **accendere il diffusore indipendentemente o contestualmente alla base**, che si illumina in modo uniforme ricreando la trama di un tessuto di cotone. Sia il diffusore che i portalampe sono dotati di attacco magnetico per agevolare pulizia e sostituzione delle lampadine.



SHADE ON



BASE ON



SHADE AND BASE ON


archiproducts
DESIGN AWARDS
WINNER 2020



Accordéon Table
Size / Dimensione:
Ø37 x h. 48 cm
Ø14-1/2" x h. 18-3/4"

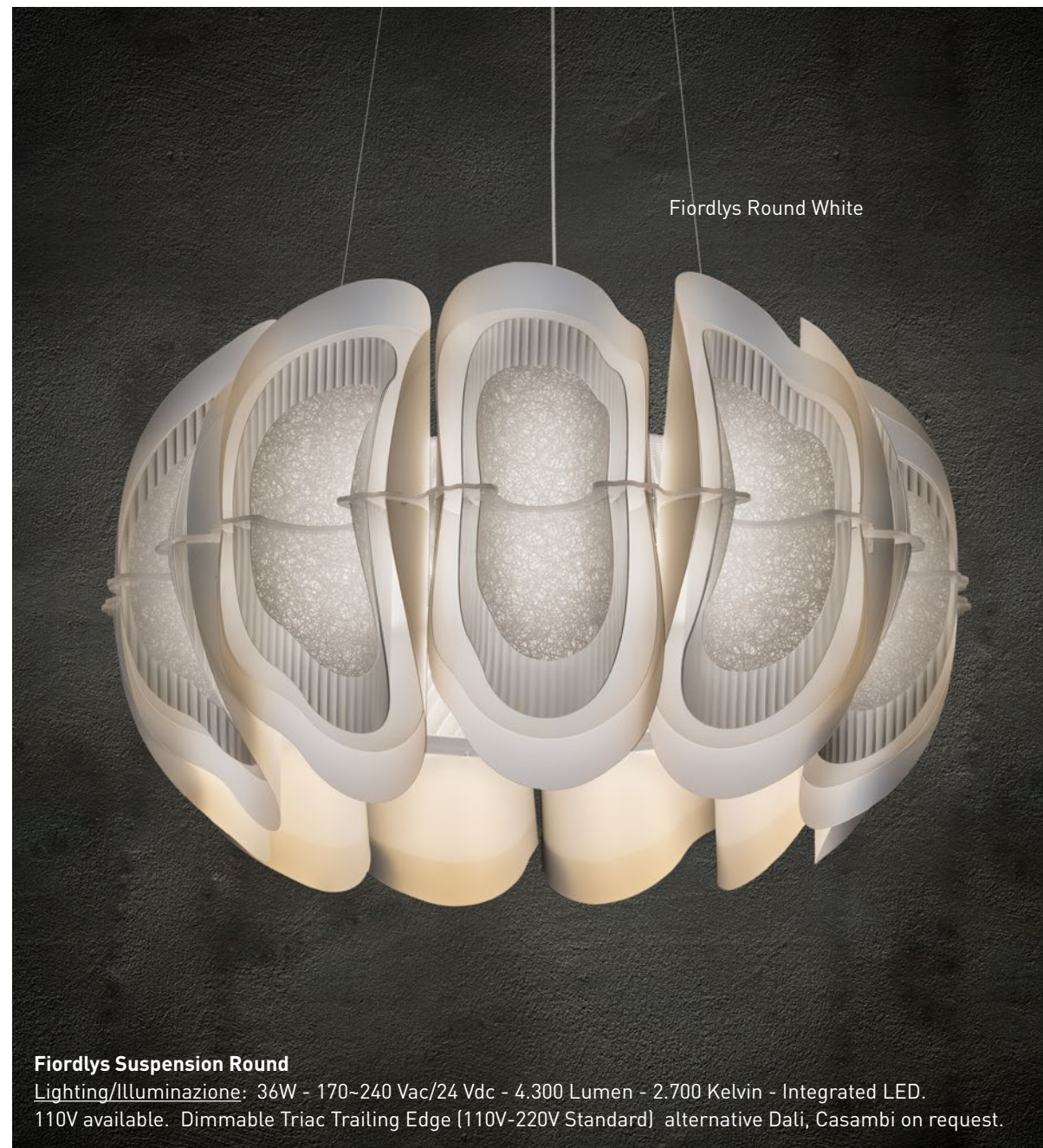



h.48cm



FIORDLYS

BY PAOLO D'ARRIGO





Materials and finishing: Opalflex® with cold applied gold/silver foil (in the White version a soft and luminous screen-print takes the place of the metallic foils); Prismatic-ribbed Lentiflex®; diffusing light-gold Opalflex®.

Materiali e finiture: Opalflex® con lamina oro/argento applicata a freddo (nella versione White una stampa serigrafica morbida e luminosa prende il posto della lamina metallizzata); Lentiflex® prismatico effetto cannettato; Opalflex® diffondente dalla finitura leggermente dorata.



technical details p. 331

Fiordlys Linear Gold
90cm

Fiordlys Suspension Linear

Lighting/Illuminazione: 30W - 170~240 Vac/24 Vdc - 3.500 Lumen - 2.700 Kelvin - Integrated LED. 110V available. Dimmable (110V-220V Standard) Triac Trailing Edge - alternative Dali, Casambi on request.




CUSTO
MIZABLE
COLOUR AND FINISH



Fiordlys Suspension Round | Top view - Vista dall'alto

HAND
MADE
IN ITALY




Fiordlys Applique Gold

technical details p. 331



GOLD



SILVER



WHITE


Fiordlys Applique


Lighting/Illuminazione: 2 X 6W E12/ E14 LED Filament bulbs.

Dimmable/dimmerabile. Pictured/In foto: Fiordlys Applique Silver.

LA VIE

BY ADRIANO RACHELE






BLUE



WHITE



ORANGE

The La Vie collection features a **magnetic attachment**, making it easy to clean and replace bulbs.

La collezione La Vie è dotata di attacco magnetico per facilitare pulizia e cambio lampadine.



La Vie Large Orange
Ø71cm

Ø71cm

Inspired by the renowned symbolism of the Flower of Life, La Vie is a representation of energy and harmony. Ispirata alla celebre simbologia del Fiore della Vita, La Vie è sinonimo di energia e armonia.

technical details p. 338



Ø47cm
La Vie Medim White



FIORELLA BY NIGEL COATES





Fiorellina Table

Lighting/Illuminazione: 1 X 6W E14/E12 LED Filament bulbs.

Dimensions/Dimensione: 33 x 33 x h. 34 cm



Its petals light up, creating an infinite sequence of shadows and reflections projected into the surrounding space.

I suoi petali si illuminano creando una sequenza infinita di ombre e riflessi, proiettati nello spazio.

LIZA

BY ELISA GIOVANNONI



BACH

BY FRANCESCO PARETTI



Bach Gold XXL
h.184cm

technical details p. 323



Bach Floor

Lighting/Illuminazione: XXL and XL 3 X 12W E27/E26 LED Filament Bulbs.

Dimensions/Dimensioni: XXL Ø31,5 x h. 184 cm (Ø12-1/2" x h. 72-1/2") - XL Ø31,5 x h. 161 cm (Ø12-1/2" x h. 63-1/2")



technical details p. 323

STATUARY
ELEGANCE

THE
LIGHTING ARCHIVES
OF STUDIO JOB

technical details p. 345



LABYRINTH



PERISHED
SOLD OUT



LOVE PEACE JOY



PEACE SKULL
SOLD OUT



BANANAS
SOLD OUT



L'AFRIQUE



FAENA ART

h.160 cm

STUDIO JOB'S
ODE TO A SLAMP
MASTERPIECE

An iconographic grammar created from Dadaist derivatives drove Studio Job to write an ode to Slamp's original masterpiece from the 90's, the Tube. The collection narrates their poetry, aura, history, and daring design.

Con una grammatica iconografica di derivazione dadaista, Studio Job scrive un'ode al Tube - masterpiece di Slamp degli anni '90 - per narrarne la poeticità, l'aura, la storia e l'audacia decorativa.



SUSPENSION

WALL LAMP

CEILING LAMP

TABLE LAMP

FLOOR LAMP



Ø50cm
Mida Medium Multicolor



SUSPENSION



WALL LAMP



CEILING LAMP



TABLE LAMP



FLOOR LAMP



Mida Medium Amber



Mida Medium Amber



WHITE / PLATINUM



WHITE / GOLD



MULTICOLOR



AMBER



Mida Applique Multicolor
Ø32cm

Mida Collection
Lighting/ Illuminazione: Large 4X12W E26/E27 - Medium 3X 12W E26/E27 - Applique 2X6W E12/E14
LED Filament Bulbs

KALATOS

BY ELISA GIOVANNONI



Kalatos Suspension Prisma



technical details p. 335

Ø63cm
Kalatos Suspension Black



Kalatos Ceiling

Lighting/ Illuminazione: 4 X 12W E27/E26 LED Filament Bulbs - Dimmable/Dimmerabile.

QUANTICA

BY ADRIANO RACHELE



Ø122 cm



technical details p. 345



Lighting / Illuminazione:
120: 8 x 12W E26/E27 LED Filament Bulbs - 75: 4 x 12W E26/E27 LED Filament Bulbs.



A **cold application** of **gold foil** creates a unique texture that printing or paints cannot replicate.
La **lamina dorata** viene **applicata a freddo** sul materiale creando un effetto materico irripetibile con vernici o stampe.

GEMMY

BY SPALLETTA, CROCE,
RAGNISCO, WIJFFELS

technical details p. 333



Gemmy Suspension available in 5 finishing. Disponibile in 5 finiture.
Lighting / Illuminazione: 1X12W E26/E27 LED Filament Bulb.

DIAMOND

BY PAOLUCCI, STATERA



technical details p. 329

h.72cm
Diamond Floor Medium

h.111cm
Diamond Floor Large

h.45cm
Diamond Small Table



FLORA

BY ZANINI DE ZANINE

technical details p. 332



Flora Floor
With/con Dimmer.
Lighting / Illuminazione: 3X12W E26/E27 LED Filament Bulb.



Flora Suspension
60 petals surround a hand-finished sphere illuminated from its core.
La sfera luminosa è circondata da 60 petali ed è satinata a mano.

CACTUS

BY ADRIANO RACHELE

technical details p. 324



Cactus Floor
Lighting/Illuminazione: XXL-XL
2X12W E26/E27 LED Filament Bulbs

-  SUSPENSION
-  WALL LAMP
-  CEILING LAMP
-  TABLE LAMP
-  FLOOR LAMP

FABULA

BY COSTANTINO MOROSIN



CEILING VERSION
Available in 2 sizes



Ø48,5 cm



Ø60 cm



technical details p. 330



Ø60cm

Handmade with Lentiflex®, Fabula appears to be a long, silky piece of fabric wound around itself.

Realizzata a mano concatenando elementi di Lentiflex®, Fabula ricorda una lunga e soffice fascia di seta avvolta su se stessa.



DRUSA

BY ADRIANO RACHELE

technical details p. 329



Ø60cm

Drusa at Stella Island Luxury
Suites and Spa - Creta, Greece.

Drusa Suspension
Lighting /Illuminazione:
4 x12W E27/E26
LED Filament bulb





Angie's Restaurant, Piazza di Spagna, Rome - Italy



Drusa Ceiling/Wall
Lighting / illuminazione: 4 x 12W E27/E26 LED Filament Bulbs (Ceiling/Wall and Suspension)

GOCCIA

BY STEFANO PAPI



- SUSPENSION
- WALL LAMP
- CEILING LAMP
- TABLE LAMP
- FLOOR LAMP

DROPS OF LIGHT



ATMOSFERA

BY LORENZA BOZZOLI



Atmosfera Table

Lighting / Illuminazione: 2 x 12W E27/E26 LED Filament bulbs



PEWTER



GOLD

Hand-finished Sphere.
Sfera satinata a mano.



SUSPENSION



WALL LAMP



CEILING LAMP



TABLE LAMP



FLOOR LAMP



technical details p. 321

Ø30cm


Atmosfera Suspension

Mariano DI Vaio HQ, Perugia - Italy.
Project by Studio MAPA Architetti

AURORA

BY NIGEL COATES

technical details p. 321








MARCANTONIO

By removing everything structural and decorative, what remains is the distillation of light: a lightbulb with a golden base, "magically" suspended on a brass arm. The **G9 light** source is easily changed by simply unscrewing it from the base.

Eliminato tutto ciò che in un corpo luminoso è un surplus di elementi decorativi, ciò che resta è la vera essenza della luce: una lampadina con virola dorata "magicamente" sospesa su un'asta di ottone spazzolato. La fonte luminosa **G9** all'interno della virola è svitabile per essere sostituita agevolmente.

The bulb angle can differ from lamp to lamp and is not predetermined.

L'inclinazione del bulbo sull'asta potrebbe differire tra un pezzo e l'altro e non è predeterminabile.



h.45,5cm

Idea Table
Lighting / Illuminazione: 1 x 5W G9 LED Bulb

MEDUSA AND LILLIBET

BY NIGEL COATES



Lillibet Suspension
Ø66cm



Medusa
Ø83 x 61 cm



Lillibet Black
Ø66 x 47 cm



Lillibet White
Ø66 x 47 cm



SUSPENSION



WALL LAMP



CEILING LAMP



TABLE LAMP



FLOOR LAMP

technical details p. 339




Medusa Suspension
Ø83cm



VENTI

BY ALESSANDRO MENDINI

technical details p. 351



Venti Floor
Dimmer included / incluso.
Size/Dimensioni:
37 x 21 x h. 160 cm
14-1/2" x 8-1/4" x h. 63"




OVERLAY

BY ANALOGIA PROJECT



Overlay Table: The Ideal Writing Lamp
Size / Dimensioni: 43 x 17 cm x h. 52 cm - 17" x 6-1/2" x h. 20-1/2"

-  SUSPENSION
-  WALL LAMP
-  CEILING LAMP
-  TABLE LAMP
-  FLOOR LAMP



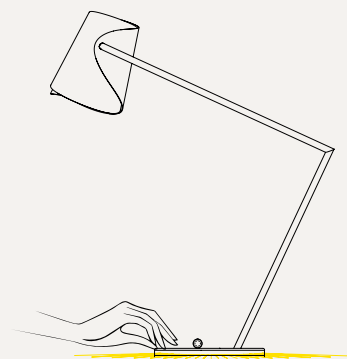
**MONT
BLANC** 



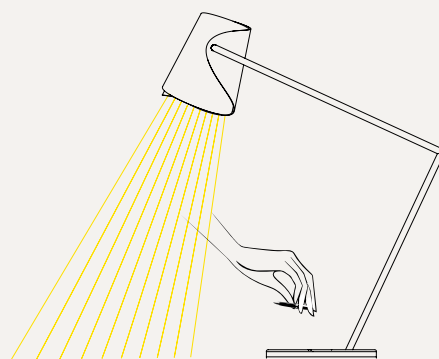
OVERLAY AND MONTBLANC
MEISTERSTÜCK SET

The ballpoint pen is sold with the lamp in
an elegant personalized case

Venduta in combinata alla penna a sfera
in un cofanetto personalizzato



The sensitive touch system turns on the LED
courtesy light in the brass base.
Il pulsante a sfioramento accende la luce LED
di cortesia nella base in ottone.



Lifting the pen from the leather rest
turns on the main LED light in the shade.
Sollevando la penna dall'alloggio in pelle,
si accende la luce LED nel diffusore.



The greatest gift for passionate writers is the freedom to create without distractions, without interrupting their flow of inspiration—simply lift the pen and begin. This concept gave birth to Overlay: a perfect writing lamp whose shade illuminates the moment the Montblanc Meisterstück Le Grand, included with the lamp, is lifted

Il più grande regalo che si può fare agli appassionati di scrittura è lasciare che, colti dall'ispirazione, non debbano pensare ad altro che a sollevare la penna e incidere per sempre sulla carta i loro pensieri. E così nasce Overlay, la perfetta lampada da scrittura, il cui diffusore si accende semplicemente sollevando la **Montblanc Meisterstück Le Grand** fornita in combinata con la lampada.

GINETTA

BY NIGEL COATES



Ginetta Suspension

A classic 8-arm chandelier with a cylindric diffusor in iridescent polycarbonato in the core.
Il cuore di questo classico candelieri a 8 braccia è un cilindro diffondente in polycarbonato iridescente.



SUSPENSION

WALL LAMP

CEILING LAMP

TABLE LAMP

FLOOR LAMP

technical details p. 333



Ø78cm

LAS PALMAS

BY JONAS
CLEMENTONI

technical details p. 339



Lighting/Illumination:
XL: 3X12W E26/E27
L: 2X12W E26/E27
LED Filament Bulbs

- 
SUSPENSION
- 
WALL LAMP
- 
CEILING LAMP
- 
TABLE LAMP
- 
FLOOR LAMP

TECHNICAL DETAILS



ELECTRICAL INFORMATION - INFORMAZIONI ILLUMINOTECNICHE

The information in this section of the catalogue refers to electrical **STANDARDS WITH A VOLTAGE OF 220V**. The electrical installation components and other accessories may vary depending on the regulations of different countries; please contact us for more information.

Le informazioni contenute in questa sezione del catalogo si riferiscono a **STANDARD ELETTRICI A TENSIONE DI 220V**. Le componenti e le caratteristiche per installazione elettrica possono variare a seconda delle normative dei diversi Paesi; contattateci per maggiori informazioni.

BULBS WATTAGE - WATTAGGIO LAMPADINE

The wattage of the light bulbs is suggested for an optimal balance between luminous output and product aesthetics and should not be considered as the maximum power that can be installed on the product. Where explicitly recommended, please follow the indicated bulb size and diameter.

La potenza delle lampadine è suggerita per ottenere un equilibrio ottimale tra resa luminosa ed estetica del prodotto e non deve essere considerata come la potenza massima che si può raggiungere con le lampadine e non deve essere considerata come la potenza massima installabile sul prodotto. Dove esplicitamente consigliato, attenersi alle dimensioni e al diametro della lampadina indicati.

DIMMING SYSTEM - SISTEMI DI DIMMERAZIONE

Lamps marked as dimmable are intended to be so only if the electrical system has been prepared for such light variation. Ensure before ordering that the product’s standard or accessory dimming system is compatible with this setting. This is different for floor lamps and battery-powered lamps marked as dimmable, as their dimmer is integrated.

Le lampade contrassegnate come dimmerabili sono da intendersi tali solo se l’impianto elettrico è stato predisposto per tale variazione di luce. Assicurarsi prima dell’ordine che il sistema di dimmerazione standard o accessorio del prodotto sia compatibile con tale predisposizione. Questo è diverso per le lampade da terra e le lampade a batteria contrassegnate come dimmerabili, in quanto il loro dimmer è integrato.


HANDMADE PROCESS - PROCESSO MANUALE

Slight differences of colour/size are due to the handmade processes involved, every piece is unique. Slamp reserves the right to modify products without notice in the event of commercial conditions rendering this necessary.

Lievi differenze di colore/dimensioni sono dovute alla lavorazione manuale, ogni pezzo è unico. Slamp si riserva il diritto di modificare i prodotti senza preavviso nel caso in cui le condizioni commerciali lo rendano necessario.

CERTIFICATIONS - CERTIFICAZIONI

Slamp products comply with international electrical standards. For country-specific certifications, please contact us for more information. I prodotti Slamp sono conformi agli standard elettrici internazionali, non esitate a contattarci per certificazioni specifiche per paese.


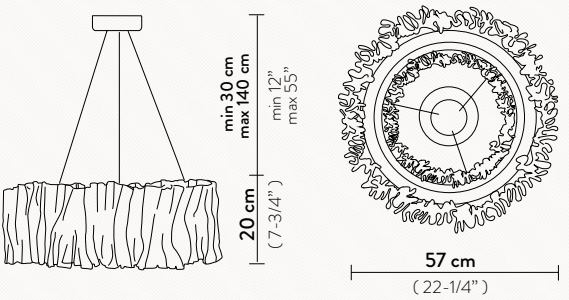


ACCORDÉON SUSPENSION

Light Source: 52W - 170~240Vac/24Vdc - 5.900 Lumen - 2.700 Kelvin - CRI >90, Integrated LED or 3.000 Kelvin

Dimmable: Triac Trailing Edge
 Additional Dali, Casambi available

Materials: Lentiflex®, Lentiflex® with cold foil


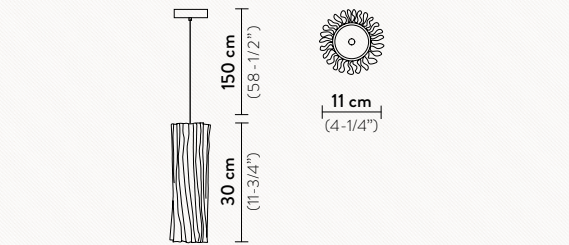


ACCORDÉON VERTICAL SUSPENSION

Light Source: 1 X 6W E14 LED Filament Bulb (max Ø5cm)

Dimmable: with dimmable bulbs

Materials: Lentiflex®, Lentiflex® with cold foil


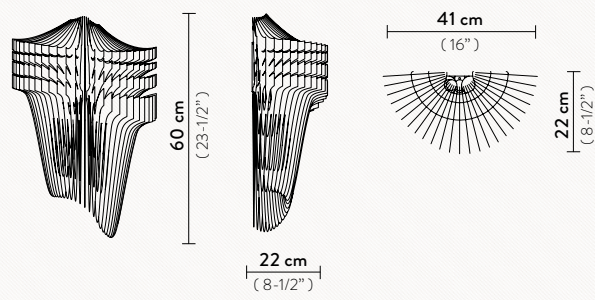


ARIA APPLIQUE

Light Source: 2 X 6W E14 LED Filament Bulbs + 1 X 6W Spot LED PAR 16

Dimmable: with dimmable bulbs

Materials: Cristalflex®, Lentiflex®

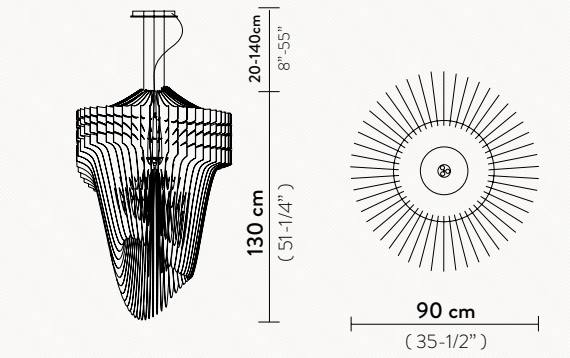


ARIA SUSPENSION XL

Light Source: 6 X 12W E27 LED Filament Bulbs + 1 X 11W Spot LED PAR 30

Dimmable: with dimmable bulbs

Materials: Cristalflex®, Lentiflex®




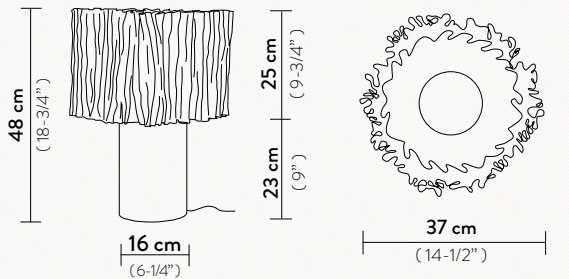
ACCORDÉON TABLE

Light Source: 2 X 12W E27 LED Filament Bulbs + 1 X 6W E14 LED Filament Bulb

Dimmable: not dimmable

With: two position light switch, Magnetic System

Materials: Lentiflex®, Cristalflex



ACCORDÉON BATTERY

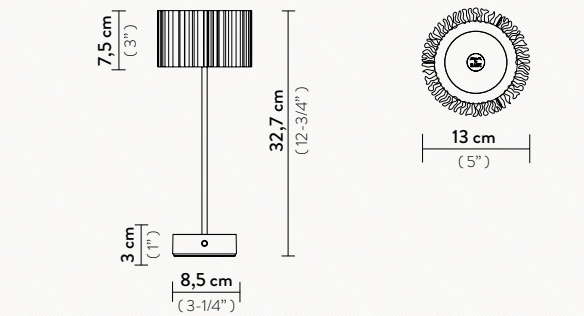
Light Source: 1,3W - 150 Lumen - 2.700 Kelvin - Battery LED

Duration: at max intensity around 6,5 hours duration, at min intensity around 60 hours duration

Dimmable: with integrated dimmer

Materials: Lentiflex®, anodized aluminium

USB Multicharger station (20 ports) available


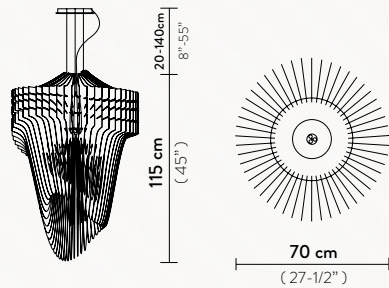


ARIA SUSPENSION L

Light Source: 4 X 12W E27 LED Filament Bulbs + 1 X 11W Spot LED PAR 30

Dimmable: with dimmable bulbs

Materials: Cristalflex®, Lentiflex®

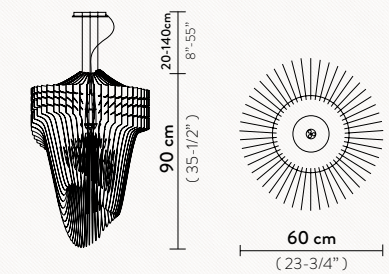


ARIA SUSPENSION M

Light Source: 3 X 12W E27 LED Filament Bulbs + 1 X 7W Spot LED PAR 20

Dimmable: with dimmable bulbs

Materials: Cristalflex®, Lentiflex®

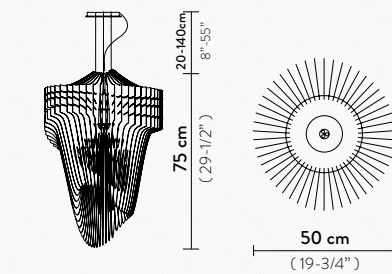


ARIA SUSPENSION S

Light Source: 2 X 12W E27 LED Filament Bulbs + 1 X 7W Spot LED PAR 20

Dimmable: with dimmable bulbs

Materials: Cristalflex®, Lentiflex®




ARIA INFINITA SUSPENSION

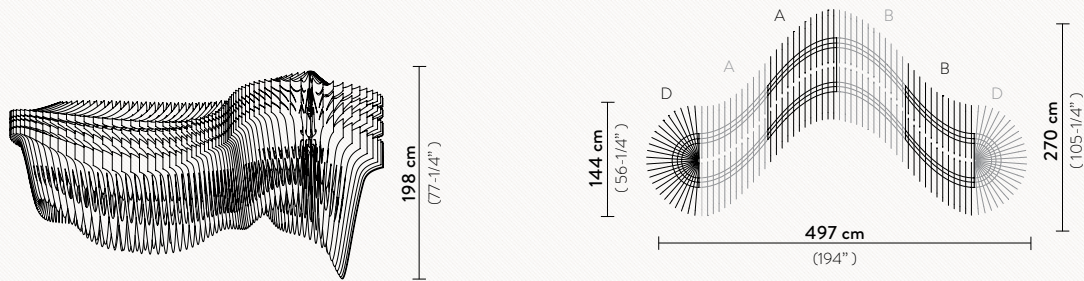
The Slamp Team can customize solutions to any space, working alongside designers.
Il team di Slamp è pronto ad offrire soluzioni su misura, lavorando a quattro mani con il progettista e sulla base delle caratteristiche dello spazio da allestire.

3 ARRANGEMENTS SHOW SLAMP & ZAHA HADID STUDIO PRODUCT'S DECOR POSSIBILITIES


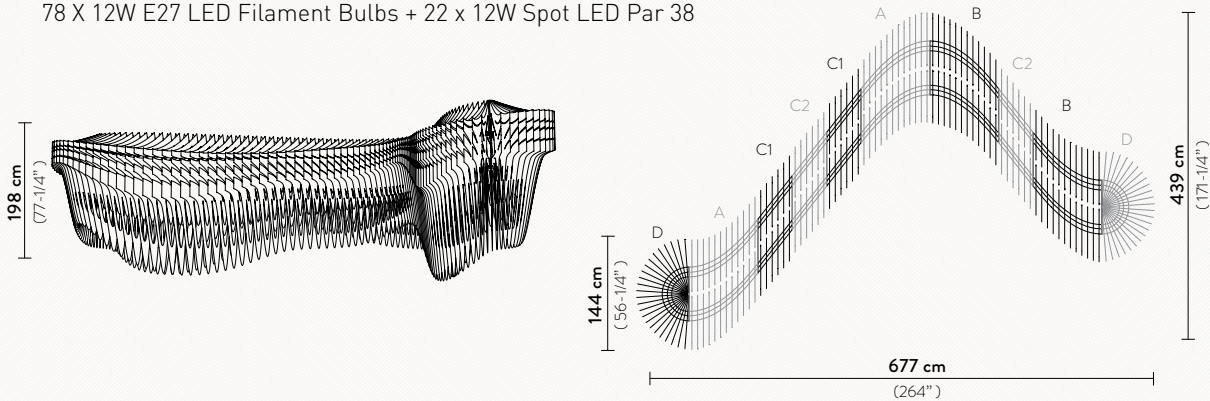
ARIA INFINITA **ARRANGEMENT 1**
30 X 12W E27 LED Filament Bulbs + 8 x 12W Spot LED Par 38



ARIA INFINITA **ARRANGEMENT 2**
54 X 12W E27 LED Filament Bulbs + 14 x 12W Spot LED Par 38




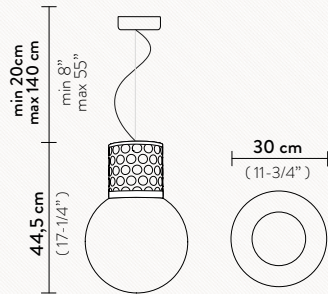
ARIA INFINITA **ARRANGEMENT 3**
78 X 12W E27 LED Filament Bulbs + 22 x 12W Spot LED Par 38



GOLD WHITE

ATMOSFERA SUSPENSION

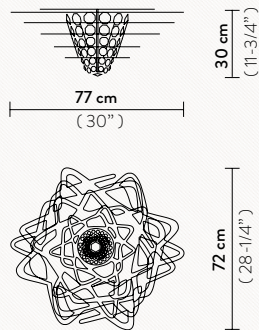
Light Source: 2 X 12W E27 LED Filament Bulbs
Dimmable: with dimmable bulbs
With: hand finished sphere
Materials: Methacrylate, Goldflex®, Lentiflex®, Pewterflex®



GOLD PEWTER

AURORA CEILING LARGE

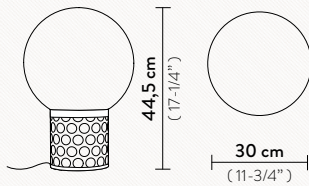
Light Source: 1 X 12W E27 LED Filament Bulb
Dimmable: with dimmable bulbs
With: Magnetic hanging
Materials: Methacrylate



WHITE BLACK

ATMOSFERA TABLE

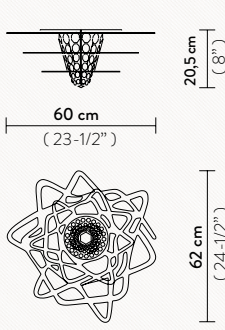
Light Source: 2 X 12W E27 LED Filament Bulbs
Dimmable: not dimmable
With: hand finished sphere, two position light switch
Materials: Methacrylate, Goldflex®, Lentiflex®, Pewterflex®



GOLD PEWTER 2 INDEPENDENT LIGHT SOURCES

AURORA CEILING SMALL

Light Source: 1 X 12W E27 LED Filament Bulb
Dimmable: with dimmable bulbs
With: Magnetic hanging
Materials: Methacrylate




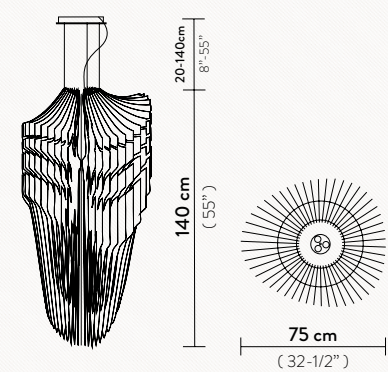
MAGNETIC SYSTEM

AVIA SUSPENSION XL

Light Source: 6 X 12W E27 LED Filament Bulbs + 1 X 11W Spot LED PAR 30

Dimmable: with dimmable bulbs

Materials: Cristalflex®, Lentiflex®

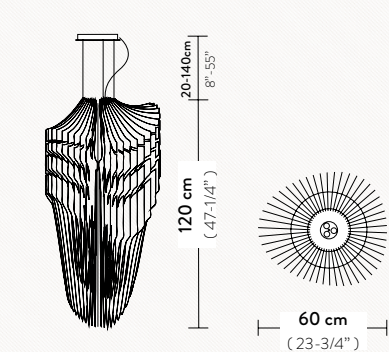


AVIA SUSPENSION L

Light Source: 4 X 12W E27 LED Filament Bulbs + 1 X 11W Spot LED PAR 30

Dimmable: with dimmable bulbs

Materials: Cristalflex®, Lentiflex®

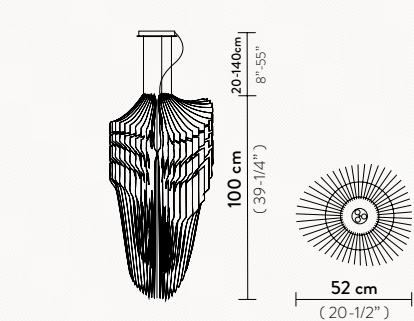


AVIA SUSPENSION M

Light Source: 3 X 12W E27 LED Filament Bulbs + 1 X 7W Spot LED PAR 20

Dimmable: with dimmable bulbs

Materials: Cristalflex®, Lentiflex®


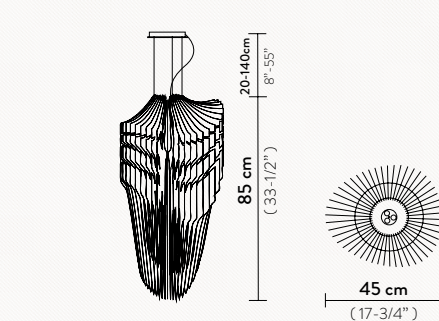


AVIA SUSPENSION S

Light Source: 2 X 12W E27 LED Filament Bulbs + 1 X 7W Spot LED PAR 20

Dimmable: with dimmable bulbs

Materials: Cristalflex®, Lentiflex®



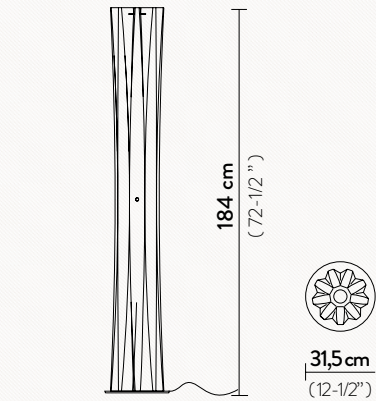
BACH FLOOR XXL

Light Source: 3 X 12W E27 LED Filament Bulbs

Dimmable: with dimmable bulbs

With: stainless steel base

Materials: Opalflex®



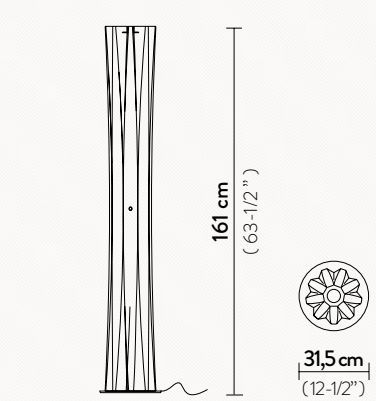
BACH FLOOR XL

Light Source: 3 X 12W E27 LED Filament Bulbs

Dimmable: with dimmable bulbs

With: stainless steel base

Materials: Opalflex®


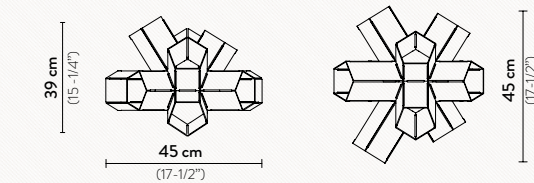


BANG STEP LIGHT OUTDOOR LARGE

Light Source: 2 X 4.2W Integrated Bidirectional LED 220~230 Vac - 500 Lumen - 3.000 Kelvin

Dimmable: not dimmable

Materials: Cataphoresis treated-powder-coated stainless steel

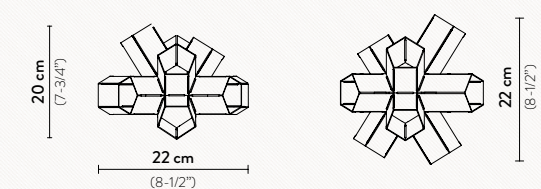


BANG STEP LIGHT/ APPLIQUE OUTDOOR SMALL

Light Source: 2 X 4.2W Integrated Bidirectional LED 220~230 Vac - 500 Lumen - 3.000 Kelvin


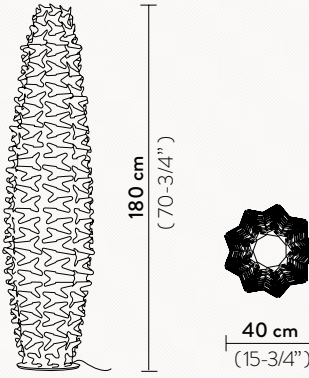
Dimmable: not dimmable

Materials: Cataphoresis treated-powder-coated stainless steel



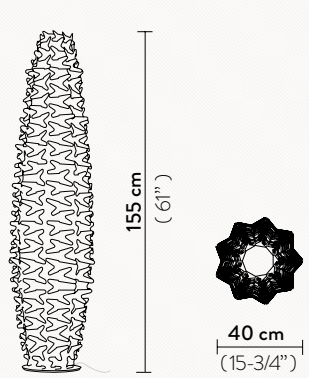
CACTUS FLOOR XXL

Light Source: 2 X 12W E27 LED Filament Bulbs
Dimmable: not dimmable
Materials: Opalflex®,



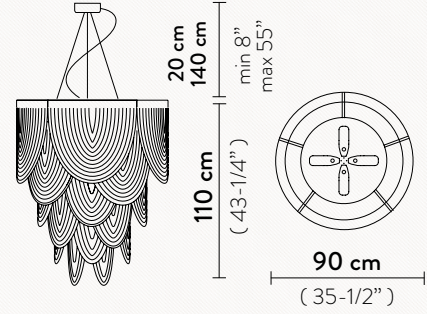
CACTUS FLOOR XL

Light Source: 2 X 12W E27 LED Filament Bulbs
Dimmable: not dimmable
Materials: Opalflex®,




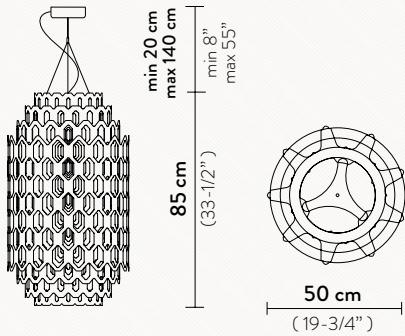
CEREMONY SUSPENSION

Light Source: 4 X 12W E27 LED Filament Bulbs + 1 X 8W GU10 SPOT LED
Dimmable: with dimmable bulbs
Materials: Lentiflex®, Opalflex®, Cristalflex®



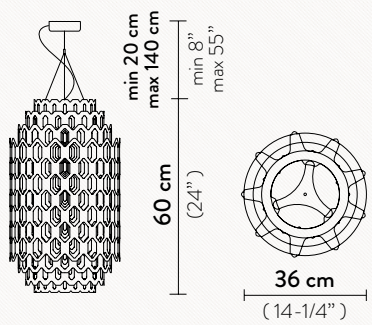
CHANTAL SUSPENSION MEDIUM

Light Source: 7 X 12W E27 LED Filament Bulbs
Dimmable: with dimmable bulbs
With: Magnetic hanging System
Materials: Cristalflex®, Lentiflex®



CHANTAL SUSPENSION SMALL

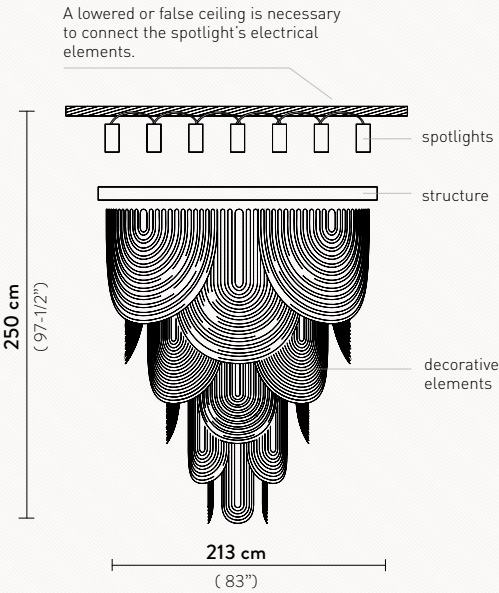
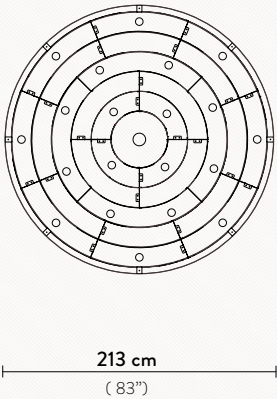
Light Source: 4 X 12W E27 LED Filament Bulbs
Dimmable: with dimmable bulbs
Materials: Cristalflex®, Lentiflex®



LE GRAND CEREMONY

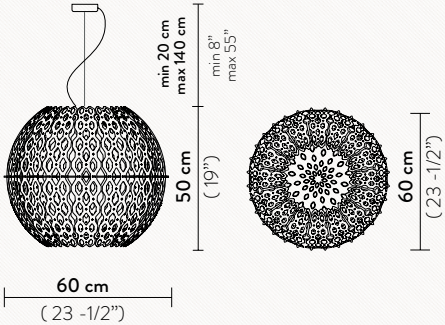
Light Source: 20 X 8W GU10 LED Filament Bulbs (max Ø5cm x h. 5) - 16.650 Lumen - 3.000 Kelvin + 1 X 15W E27 LED (max Ø6,5 x h. 9 cm)
Dimmable: with dimmable bulbs
Materials: Cristalflex®

Structure finishing upon request.
Diffusor finishing can be customized



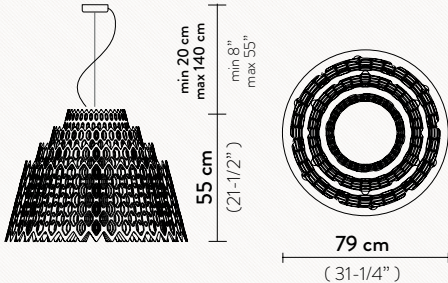
CHARLOTTE GLOBE

Light Source: 4 X 12W E27 LED Filament Bulbs
Dimmable: with dimmable bulbs
Materials: Cristalflex®



HALF CHARLOTTE

Light Source: 4 X 12W E27 LED Filament Bulbs
Dimmable: with dimmable bulbs
Materials: Cristalflex®, Lentiflex®

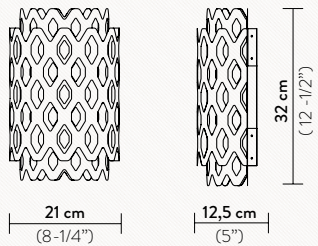


CHARLOTTE APPLIQUE

Light Source: 1 X 12W E27 LED Filament Bulb

Dimmable: with dimmable bulbs

Materials: Cristalflex, Lentiflex®



WHITE

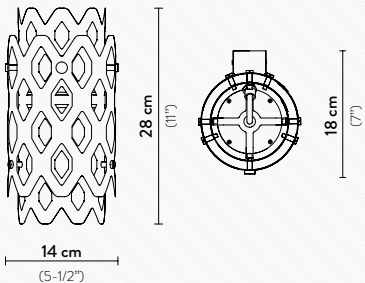


CHARLOTTE APPLIQUE **OUTDOOR**

Light Source: 4.2W - 220~230 Vac - 500 Lumen - 3.000 Kelvin - Integrated Bidirectional LED

Dimmable: not dimmable

Materials: Cataphoresis treated-powder-coated stainless steel



ANTHRACITE



CORTEN



LIGHT GRAY

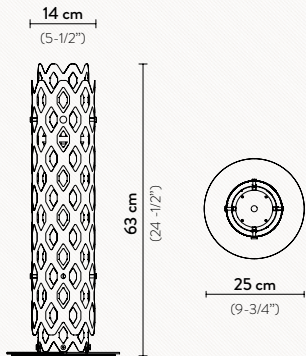


CHARLOTTE BOLLARD **OUTDOOR**

Light Source: 4.2W - 220~230 Vac - 500 Lumen - 3.000 Kelvin - Integrated Bidirectional LED

Dimmable: not dimmable

Materials: Cataphoresis treated-powder-coated stainless steel



ANTHRACITE



CORTEN



LIGHT GRAY

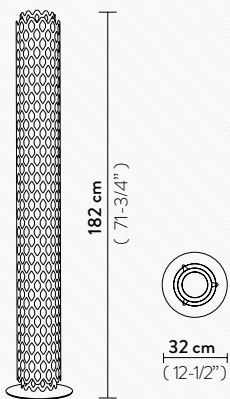


CHARLOTTE FLOOR

Light Source: 2 X 12W E27 LED Filament Bulbs

Dimmable: with dimmable bulbs

Materials: Cristalflex®, Lentiflex®



WHITE

CLIZIA CEILING/WALL **L**

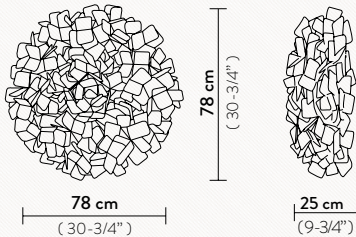
Light Source: 3 X 12W E27 LED Filament Bulbs

Dimmable: with dimmable bulbs

With: Magnetic hanging System

Bayonet Mount for North America

Materials: Cristalflex®, Opalflex®, Cristalflex® with cold foil, Lentiflex®



WHITE



ORANGE



FUMÉ



PIXEL



MAMA NON MAMA
GOLD



MAMA NON MAMA
WHITE



MAMA NON MAMA
BLACK



MAGNETIC
SYSTEM

CLIZIA CEILING/WALL **M**

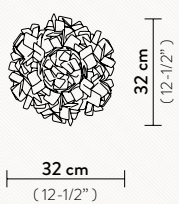
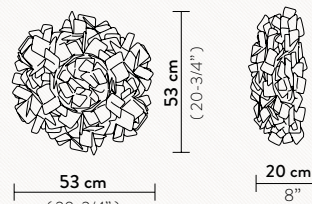
Light Source: 2 X 12W E27 LED Filament Bulbs

Dimmable: with dimmable bulbs

With: Magnetic hanging System

Bayonet Mount for North America

Materials: Cristalflex®, Opalflex®, Cristalflex® with cold foil, Lentiflex®



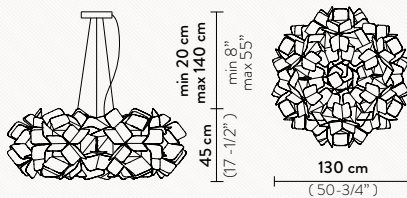
CLIZIA SUSP **Ø130**

Light Source: 15 X 12W E27 LED Filament Bulbs

Dimmable: with dimmable bulbs

With: Magnetic hanging System

Materials: Polycarbonate, with cold foil



WHITE
(ONLY L AND M)



ORANGE
(ONLY L AND M)




FUMÉ
(ONLY L AND M)



PIXEL
(ONLY L AND M)



MAMA NON MAMA
GOLD



MAMA NON MAMA
WHITE



MAMA NON MAMA
BLACK



MAGNETIC
SYSTEM


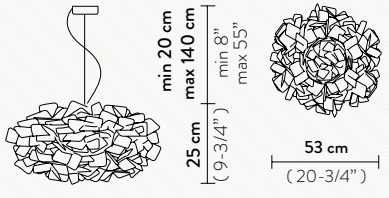
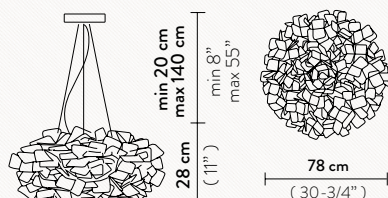
CLIZIA SUSP **LARGE**

Light Source: 4 X 12W E27 LED Filament Bulbs

Dimmable: with dimmable bulbs

With: Magnetic hanging System

Materials: Cristalflex®, Opalflex®, Cristalflex® with cold foil, Lentiflex®

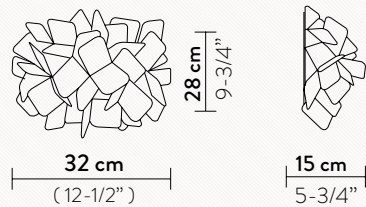


CLIZIA APPLIQUE

Light Source: 2 X 6W E14 LED Filament Bulbs

Dimmable: with dimmable bulbs

Materials: Cristalflex®


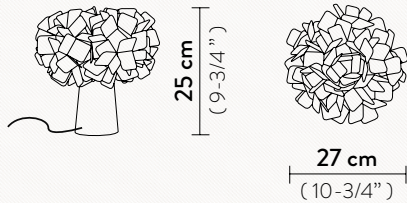


CLIZIA TABLE

Light Source: 1 X 6W E14 LED Filament Bulb

Dimmable: not dimmable

Materials: Cristalflex®, Opalflex®, Lentiflex®, Cristalflex® with cold foil

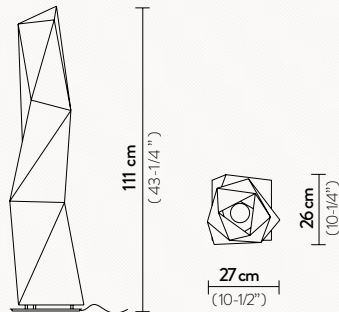


DIAMOND FLOOR L

Light Source: 1 X 12W E27 LED Filament Bulb

Dimmable: not dimmable

Materials: Opalflex®

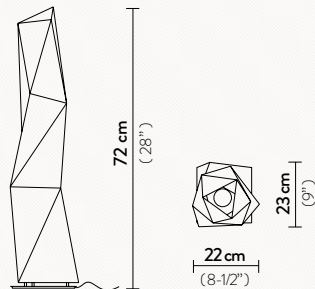


DIAMOND FLOOR M

Light Source: 1 X 12W E27 LED Filament Bulb

Dimmable: not dimmable

Materials: Opalflex®

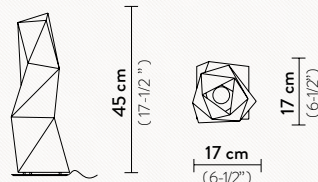


DIAMOND TABLE S

Light Source: 1 X 6W E14 LED Filament Bulb

Dimmable: not dimmable

Materials: Opalflex®



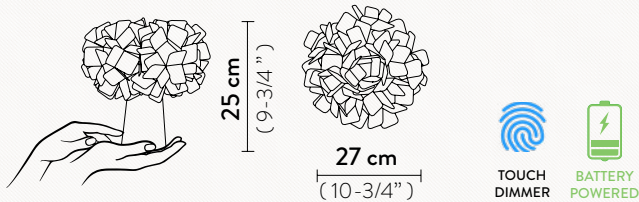
CLIZIA BATTERY

Light Source: 1,3W - 150 Lumen - 2.700 Kelvin - Battery LED

Dimmable: with integrated dimmer

With: at max intensity around 6,5 hours duration, at min intensity around 60 hours duration

Materials: Cristalflex®, Opalflex®, Lentiflex®, Cristalflex® with cold foil



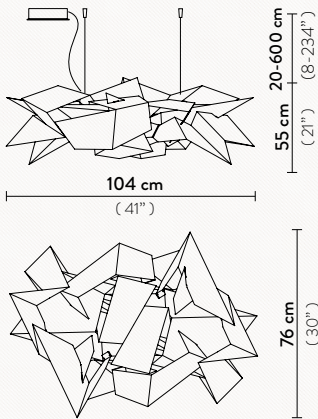
CORDOBA SUSPENSION

Light Source: 130W - 85~265 V - 15.000 Lumen - 3.000 Kelvin - CRI >90, Integrated LED

Dimmable: Triac, PWM 0-10

Additional dimming system Dali, Casambi upon request.

Materials: Cristalflex®



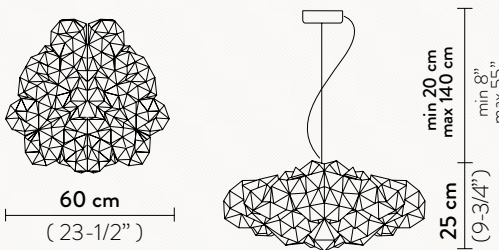
DRUSA SUSPENSION

Light Source: 4 X 12W E27 LED Filament Bulbs

Dimmable: with dimmable bulbs

With: Magnetic hanging System

Materials: Lentiflex®



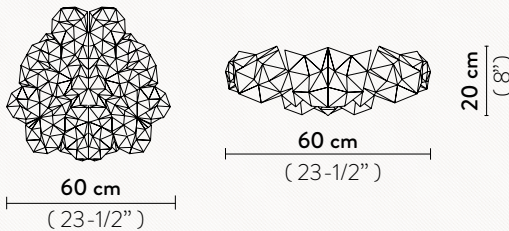
DRUSA CEILING/WALL

Light Source: 4 X 12W E27 LED Filament Bulbs

Dimmable: with dimmable bulbs

With: Magnetic hanging System

Materials: Lentiflex®



ÉTOILE/ LA BELLE
ETOILE SUSP **LARGE**

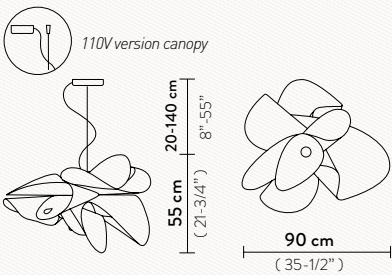
Light Source: 21W - 100-240 Vac/35-50 Vdc - 2.830 Lumen - 2.700 Kelvin - CRI >90, Integrated LED

Dimmable: PWM, 0-10; *Triac for 110V*

Additional dimming system Dali, Casambi upon request.

With: Patented Light Source with Magnetic hanging System

Materials: Cristalflex® or Lentiflex®



PRISMA



BLACK



WHITE



MAGNETIC
CHANGEABLE
LED SOURCE

ÉTOILE/ LA BELLE
ETOILE SUSP **MEDIUM**


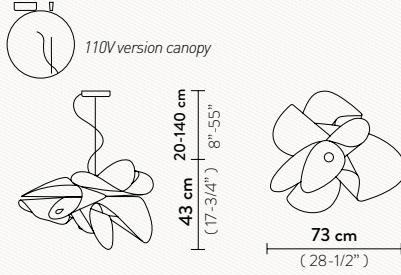
Light Source: 21W - 100-240 Vac/35-50 Vdc - 2.830 Lumen - 2.700 Kelvin - CRI >90, Integrated LED

Dimmable: PWM, 0-10. *Triac for 110V*

Additional dimming system Dali, Casambi upon request.

With: Patented Light Source with Magnetic hanging System

Materials: Cristalflex® or Lentiflex®



ÉTOILE/ LA BELLE
CEILING/WALL **M**

Light Source: 15W - 220-240 Vac/55 Vdc - 2.150 Lumen - 2.700 Kelvin - CRI >90, Integrated LED

Dimmable: Triac Trailing Edge

Additional dimming system Dali, Casambi upon request.

With: Magnetic hanging System

Materials: Cristalflex® or Lentiflex®

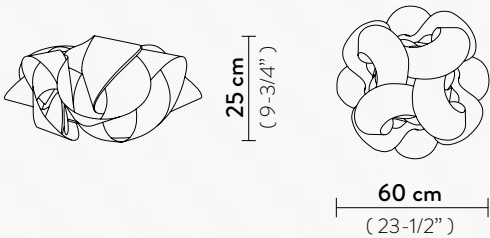
FABULA CEILING/WALL LARGE

Light Source: 5 X 12W E27 LED Filament Bulbs

Dimmable: with dimmable bulbs

With: Magnetic hanging System

Materials: Lentiflex®



PRISMA

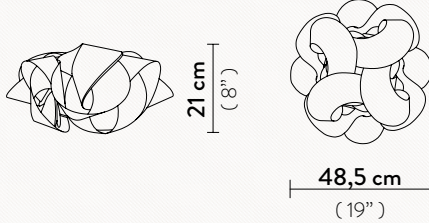
FABULA CEILING/WALL MEDIUM

Light Source: 3 X 12W E27 LED Filament Bulbs

Dimmable: with dimmable bulbs

With: Magnetic hanging System

Materials: Lentiflex®



MAGNETIC
SYSTEM

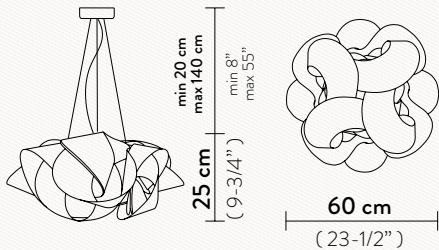
FABULA SUSPENSION LARGE

Light Source: 5 X 12W E27 LED Filament Bulbs

Dimmable: with dimmable bulbs

With: Magnetic hanging System

Materials: Lentiflex®



PRISMA

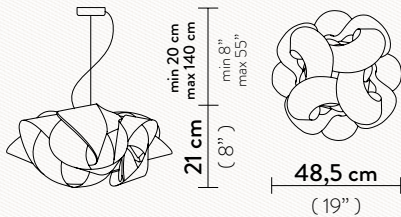
FABULA SUSPENSION MEDIUM

Light Source: 3 X 12W E27 LED Filament Bulbs

Dimmable: with dimmable bulbs

With: Magnetic hanging System

Materials: Lentiflex®



MAGNETIC
SYSTEM

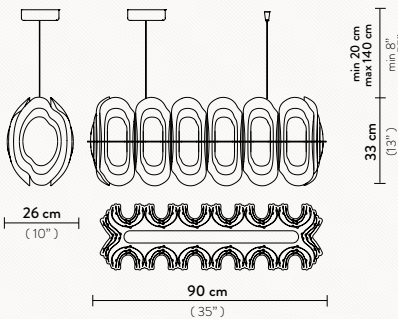
FIORDLYS LINEAR

Light Source: 30W - 170-240Vac/24Vdc - 3.500 Lumen - 2.700 Kelvin - CRI >90, Integrated LED

Dimmable: Triac Trailing Edge

Dali, Casambi upon request.

Materials: Opalflex®, Lentiflex®, Opalflex® with cold foil



GOLD



SILVER



WHITE

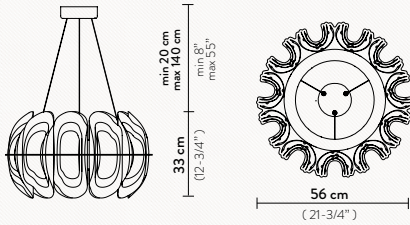
FIORDLYS ROUND

Light Source: 36W - 170-240Vac/24Vdc - 4.300 Lumen - 2.700 Kelvin - CRI >90, Integrated LED

Dimmable: Triac Trailing Edge

Dali, Casambi upon request.

Materials: Opalflex®, Lentiflex®, Opalflex® with cold foil

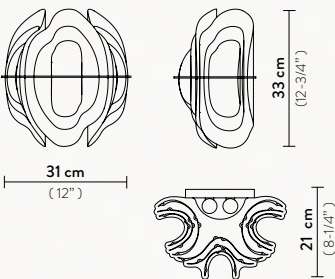


FIORDLYS APPLIQUE

Light Source: 2 X 6W E14 LED Filament Bulb

Dimmable: with dimmable bulbs

Materials: Opalflex®, Lentiflex®, Opalflex® with cold foil

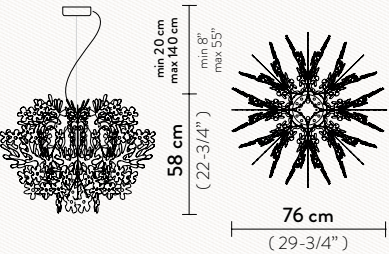


FIORELLA SUSPENSION

Light Source: 1 X 12W E27 LED Filament Bulb

Dimmable: with dimmable bulbs

Materials: Opalflex®

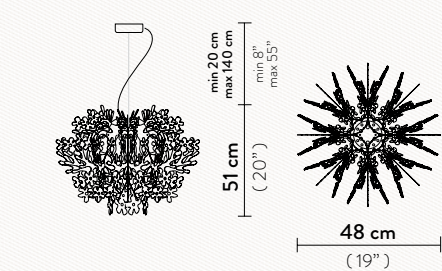


FIORELLA SUSPENSION MINI

Light Source: 1 X 12W E27 LED Filament Bulb

Dimmable: with dimmable bulbs

Materials: Opalflex®



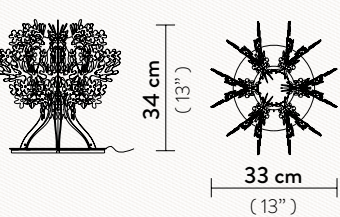
WHITE

FIORELLINA TABLE

Light Source: 1 X 6W E14 LED Filament Bulb

Dimmable: not dimmable

Materials: Opalflex®



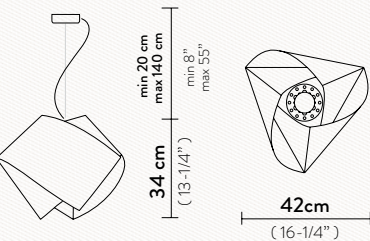
WHITE

GEMMY SUSPENSION

Light Source: 1 X 12W E27 LED Filament Bulb

Dimmable: with dimmable bulbs

Materials: Opalflex®, or Lentiflex®



ARLECCHINO



MULTICOLOR



GOLD



PRISMA



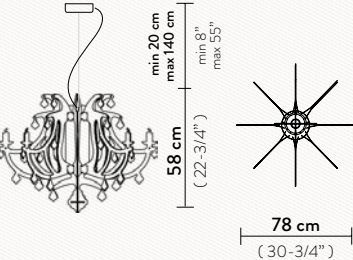
PRISMA GOLD

GINETTA SUSPENSION

Light Source: 1 X 12W E27 LED Filament Bulb

Dimmable: with dimmable bulbs

Materials: Lentiflex®



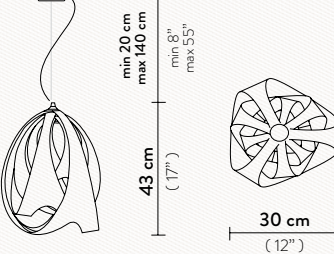
PRISMA

GOCCIA SUSPENSION

Light Source: 1 X 12W E27 LED Filament Bulb

Dimmable: with dimmable bulbs

Materials: Lentiflex®



PRISMA

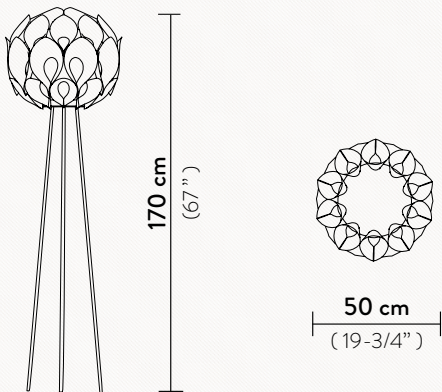
FLORA FLOOR

Light Source: 3 X 12W E27 LED Filament Bulbs

Dimmable: with dimmable bulbs

With: hand finished sphere, Magnetic hanging System

Materials: Copperflex®, Lentiflex®, Goldflex®, Pewterflex®



WHITE



GOLD



COPPER



PEWTER

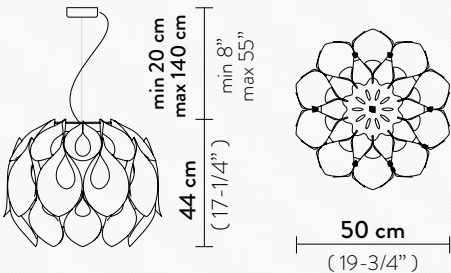
FLORA SUSPENSION

Light Source: 3 X 12W E27 LED Filament Bulbs

Dimmable: with dimmable bulbs

With: hand finished sphere, Magnetic hanging System

Materials: Copperflex®, Lentiflex®, Goldflex®, Pewterflex®



MAGNETIC SYSTEM

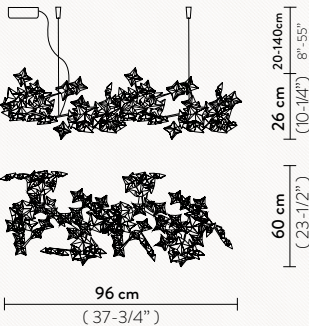
HANAMI SUSPENSION LARGE

Light Source: 10 X 5W G9 LED Filament Bulbs - 4200 Lumen - 3.000 Kelvin

Dimmable: with dimmable bulbs

With: dimmable bulbs included

Materials: Lentiflex®



PRISMA

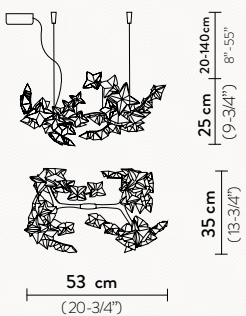
HANAMI SUSPENSION SMALL

Light Source: 5 X 5W G9 LED Filament Bulbs - 2100 Lumen - 3.000 Kelvin

Dimmable: with dimmable bulbs

With: dimmable bulbs included

Materials: Lentiflex®



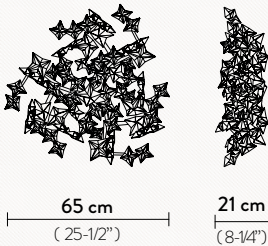
HANAMI CEILING/WALL

Light Source: 7 X 5W G9 LED Filament Bulbs - 2940 Lumen - 3.000 Kelvin

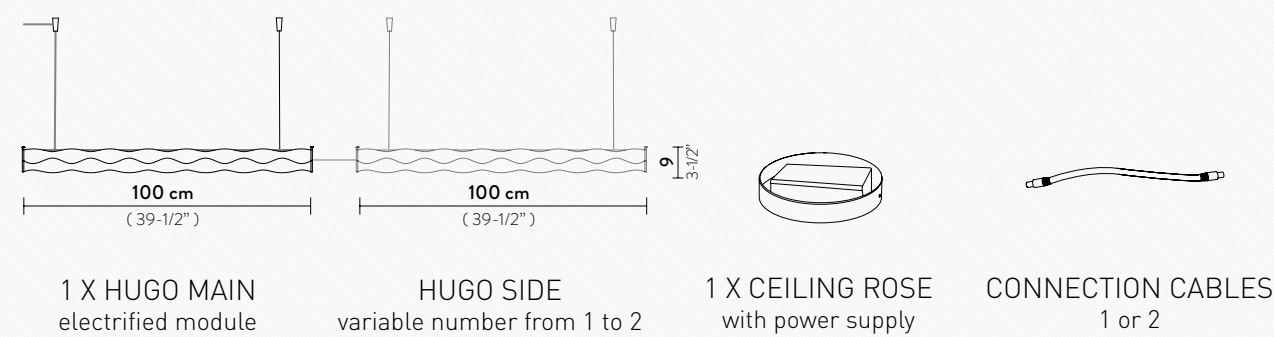
Dimmable: with dimmable bulbs

With: dimmable bulbs included

Materials: Lentiflex®



HUGO ARCHITECTURAL SYSTEM



HUGO ARCHITECTURAL 2

1 MAIN + 1 SIDE

Light Source: 40W - 100~240 Vac/24 Vdc - 7.000 Lumen - 3.000 Kelvin - CRI >90, Integrated LED

Dimmable: PWM, 0-10

Additional dimming system Dali, Triac upon request.

Materials: Lentiflex®

HUGO ARCHITECTURAL 3

1 MAIN + 2 SIDE

Light Source: 60W - 170~240 Vac/24 Vdc - 10.500 Lumen - 3.000 Kelvin - CRI >90, Integrated LED

Dimmable: Triac Trailing Edge

Additional dimming system Dali, Casambi upon request.

Materials: Lentiflex®

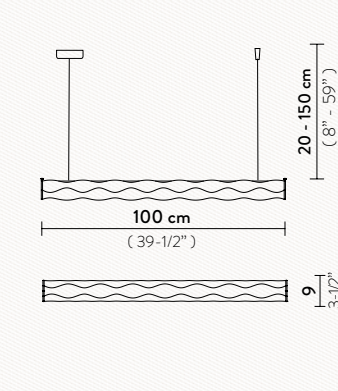
HUGO SUSPENSION

Light Source: 20W - 100~240 Vac/24 Vdc - 3.500 Lumen - 3.000 Kelvin - CRI >90, Integrated LED

Dimmable: PWM, 0-10

Dali, Triac, Casambi upon request.

Materials: Lentiflex®




HUGO VERTICAL

Light Source: 20W - 100~240 Vac/24 Vdc - 3.500 Lumen - 3.000 Kelvin - CRI >90, Integrated LED

Dimmable: PWM, 0-10

Dali, Triac, Casambi upon request.

Materials: Lentiflex®

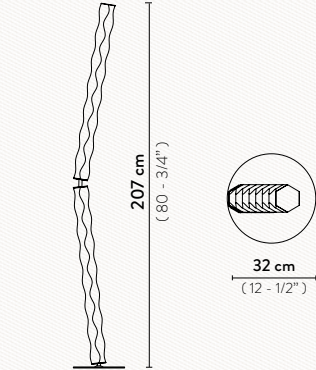


HUGO FLOOR

Light Source: 40W - 100~240 Vac/24 Vdc - 7.000 Lumen - 3.000 Kelvin - CRI >90, Integrated LED

Dimmable: with integrated dimmer

Materials: Lentiflex®



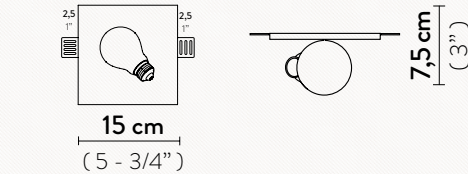
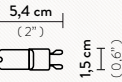
IDEA WALL RECESSED

Light Source: 1 X 5W G9 LED Filament Bulb (1,5 x h. 5,4 cm) - 400 Lumen - 3000 Kelvin

Dimmable: with dimmable bulbs

With: bulb included

Materials: Technopolymer, Plaster


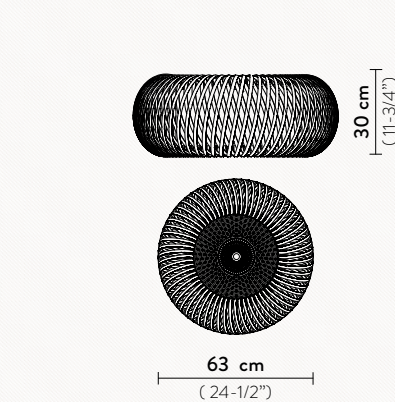


KALATOS CEILING

Light Source: 4 X 12W E27 LED Filament Bulbs

Dimmable: with dimmable bulbs

Materials: Metallized Polycarbonate or Lentiflex®



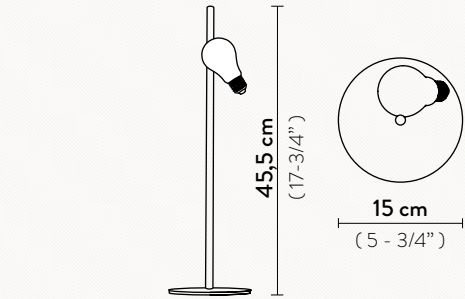
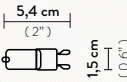
IDEA TABLE

Light Source: 1 X 5W G9 LED Filament Bulb (1,5 x h. 5,4 cm) - 400 Lumen - 3000 Kelvin

Dimmable: not dimmable

With: bulb included

Materials: Technopolymer, Brass

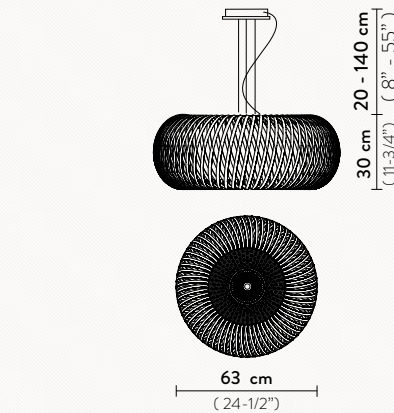


KALATOS SUSPENSION

Light Source: 4 X 12W E27 LED Filament Bulbs

Dimmable: with dimmable bulbs

Materials: Metallized Polycarbonate or Lentiflex®



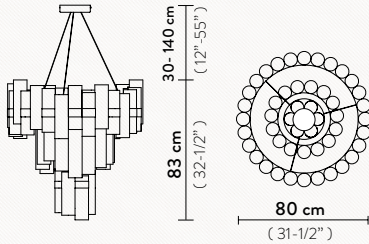
LA LOLLO SUSP XL

Light Source: 130W - 85~265 V - 15.000 Lumen - 2.700 Kelvin - CRI >90, Integrated LED

Dimmable: Triac, PWM 0-10

Additional dimming system Dali, Casambi upon request.

Materials: Lentiflex®, Lentiflex® with cold foil, Pewterflex®, Opalflex®



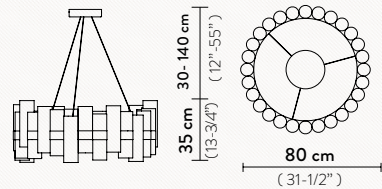
LA LOLLO SUSP LARGE

Light Source: 80W - 170~240 Vac/24 Vdc - 9.000 Lumen - 2.700 Kelvin - CRI >90, Integrated LED

Dimmable: Triac Trailing Edge

Additional dimming system Dali, Casambi upon request.

Materials: Lentiflex®, Lentiflex® with cold foil, Pewterflex®, Opalflex®



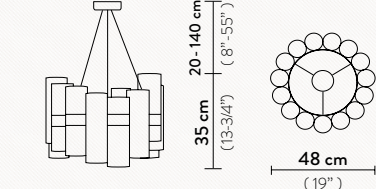
LA LOLLO SUSP MEDIUM

Light Source: 40W - 170~240 Vac/24 Vdc - 4.600 Lumen - 2.700 Kelvin - CRI >90, Integrated LED

Dimmable: Triac Trailing Edge

Additional dimming system Dali, Casambi upon request.

Materials: Lentiflex®, Lentiflex® with cold foil, Pewterflex®, Opalflex®



LA LOLLONA 5

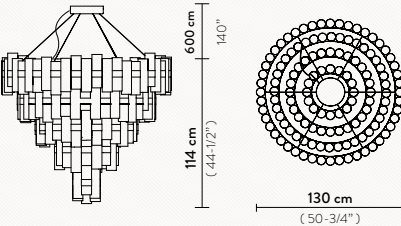
Light Source: 390W - 100~240 Vac/24 Vdc - 44.555 Lumen - 2.700 Kelvin - CRI >90, Integrated

Dimmable: PWM, 0-10

Additional Casambi upon request.

Materials: Lentiflex®, Lentiflex® with cold foil, Pewterflex®, Opalflex®

Product's diameter can be customized for the project. Technical lighting details will be adapted to the specific project.



LA LOLLONA 4

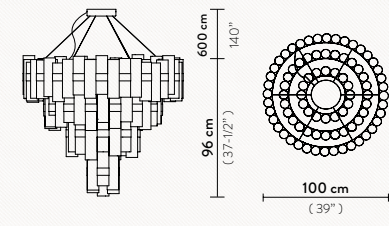
Light Source: 242W - 100~240 Vac/24 Vdc - 28.140 Lumen - 2.700 Kelvin - CRI >90, Integrated

Dimmable: PWM, 1-10

Additional Casambi upon request.

Materials: Lentiflex®, Lentiflex® with cold foil, Pewterflex®, Opalflex®

Product's diameter can be customized for the project. Technical lighting details will be adapted to the specific project.

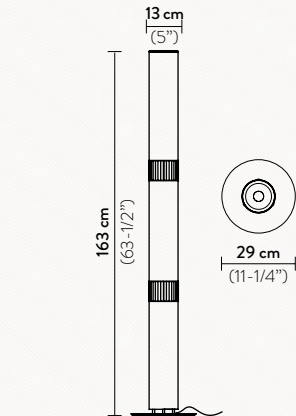


LA LOLLO FLOOR

Light Source: 3 X 12W E27 LED Filament Bulbs

Dimmable: with dimmable bulbs

Materials: Lentiflex®, Cristalflex, Opalflex® with cold foil

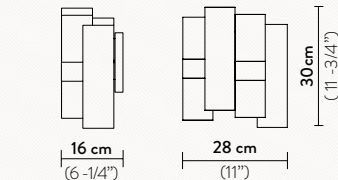


LA LOLLO APPLIQUE

Light Source: 2 X 6W E14 LED Filament Bulbs

Dimmable: with dimmable bulbs

Materials: Lentiflex®, Lentiflex® with cold foil, Pewterflex®, Opalflex®



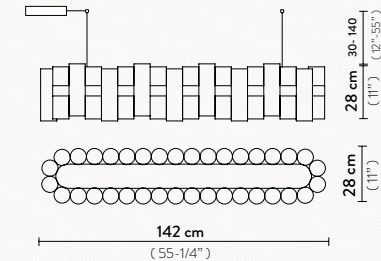
LA LOLLO LINEAR 140

Light Source: 110W - 85~265 V - 12.420 Lumen - 2.700 Kelvin - CRI >90, Integrated LED

Dimmable: Triac, PWM 0-10

Additional dimming system Dali, Casambi upon request.

Materials: Lentiflex®, Lentiflex® with cold foil, Pewterflex®, Opalflex®



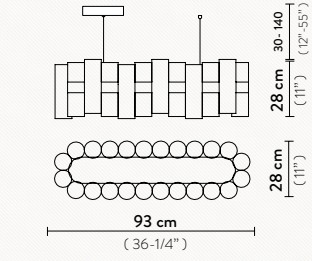
LA LOLLO LINEAR 100

Light Source: 70W - 170~240 Vac/24 Vdc - 7.820 Lumen - 2.700 Kelvin - CRI >90, Integrated LED

Dimmable: Triac Trailing Edge

Additional dimming system Dali, Casambi upon request.

Materials: Lentiflex®, Lentiflex® with cold foil, Pewterflex®, Opalflex®



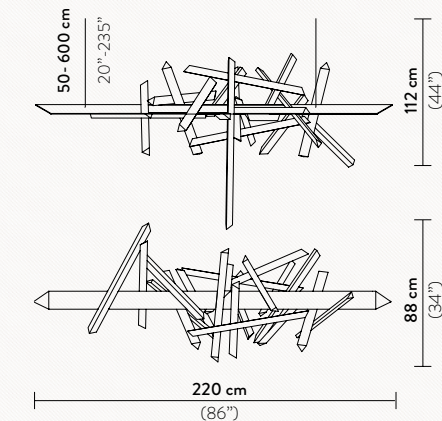
LA TRAVIATA 220

Light Source: 86,4W - 100~240V - 7.500 Lumen - 3.000 Kelvin - CRI >90, Integrated LED + 13 X 1W Integrated LED

Dimmable: dimmable with Casambi or DMX

Additional dimming system Dali upon request.

Materials: Lentiflex®, Methacrylate




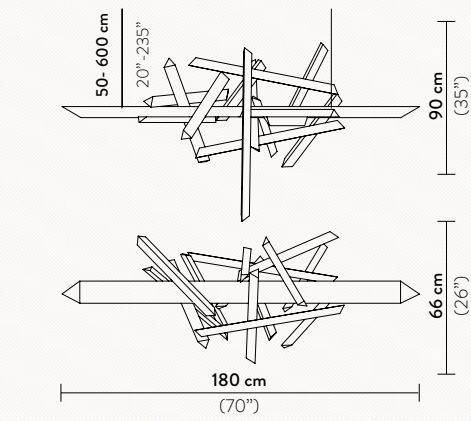
LA TRAVIATA 180

Light Source: 70,8W - 100~240V - 6.150 Lumen - 3.000 Kelvin - CRI >90, Integrated LED + 9 X 1W Integrated LED

Dimmable: dimmable with Casambi or DMX

Additional dimming system Dali upon request.

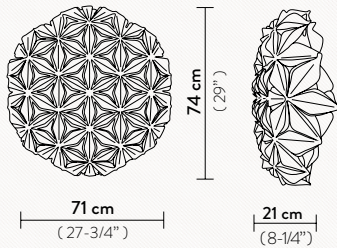
Materials: Lentiflex®, Methacrylate



RGB

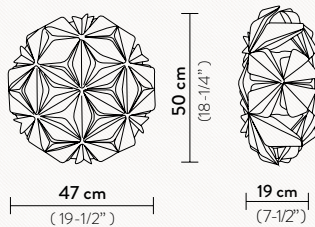
LA VIE CEILING/WALL L

Light Source: 3 X 12W E27 LED
Filament Bulbs
Dimmable: with dimmable bulbs
With: Magnetic hanging System
(Bayonet mount for North America)
Materials: Opalflex®, Lentiflex®




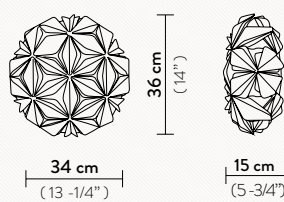
LA VIE CEILING/WALL M

Light Source: 2 X 12W E27 LED
Filament Bulbs
Dimmable: with dimmable bulbs
With: Magnetic hanging System
Materials: Opalflex®, Lentiflex®



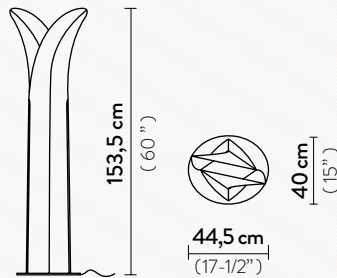
LA VIE CEILING/WALL MINI

Light Source: 2 X 6W E14 LED
Filament Bulbs
Dimmable: with dimmable bulbs
With: Magnetic hanging System
Materials: Opalflex®, Lentiflex®



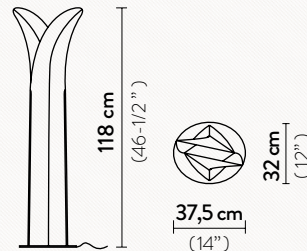
LAS PALMAS XL

Light Source: 3 X 12W E27 LED
Filament Bulbs
Dimmable: not dimmable
With: stainless steel base - profiles
Materials: Opalflex®




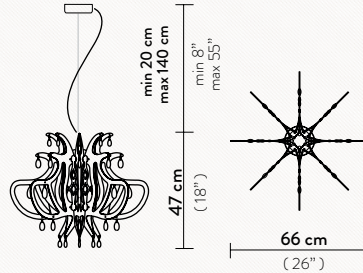
LAS PALMAS L

Light Source: 2 X 12W E27 LED
Filament Bulbs
Dimmable: not dimmable
With: stainless steel base - profiles
Materials: Opalflex®



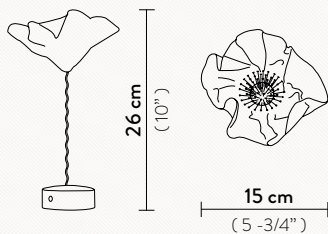
LILLIBET SUSPENSION

Light Source: 1 X 12W E27 LED
Filament Bulb
Dimmable: with dimmable bulbs
With: 56 Schöler crystals
Materials: Opalflex®, Cristalflex®



LAFLEUR BATTERY TABLE

Light Source: 1,3W - 150 Lumen - 2.700 Kelvin - Battery LED
Dimmable: with integrated dimmer
With: at max intensity around 6,5 hours duration,
at min intensity around 60 hours duration
Materials: Lentiflex®, Copper Wire



VELVET
with black base

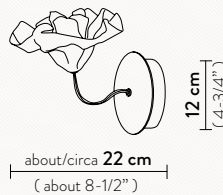
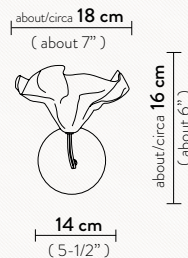


PRISMA
with white base



LAFLEUR APPLIQUE

Light Source: 1 X 3W G4 LED Filament Bulb
100~220 Vac/12 Vdc - 450 Lumen - 3.000 Kelvin
Dimmable: Triac Trailing Edge
With: bulb included
Materials: Lentiflex®, Copper Wire



Stated dimension may vary by
several cm/inches as the the
blossom-decor is handcrafted.



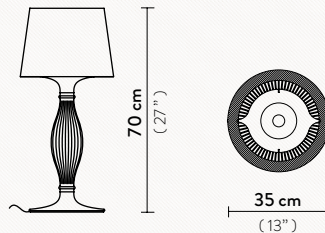
VELVET
with black structure



PRISMA
with white structure

LIZA TABLE

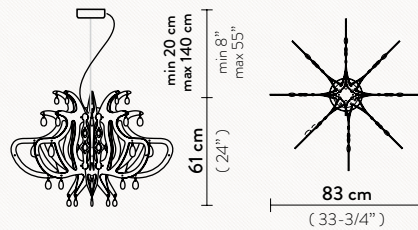
Light Source: 1 X 12W E27 LED
Filament Bulbs
Dimmable: not dimmable
Materials: Lentiflex®, Polycarbonate



PRISMA

MEDUSA SUSPENSION

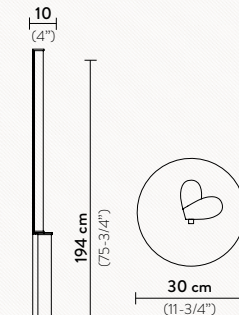
Light Source: 1 X 12W E27 LED
Filament Bulb
Dimmable: with dimmable bulbs
With: 56 Schöler crystals
Materials: Opalflex®, Cristalflex®



BLACK

MODULA FLOOR

Light Source: 70W - 100~240 Vac/24 Vdc
- 11.810 Lumen - 3.000 Kelvin - CRI >90,
Integrated LED
Dimmable: with integrated dimmer
Materials: Lentiflex®, Abs



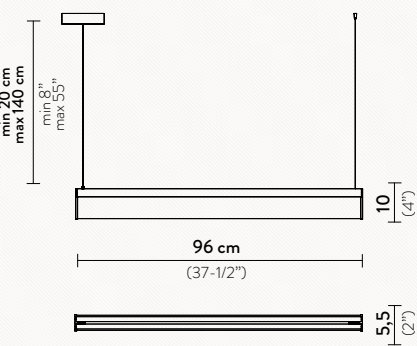
BLACK PLISSÉ

MODULA SUSPENSION

Light Source: 35W - 170~240Vac/24Vdc - 5.905 Lumen - 3.000 Kelvin - CRI >90, Integrated LED

Dimmable: Triac Trailing Edge
Dali and Casambi upon request.

Materials: Lentiflex®, Abs

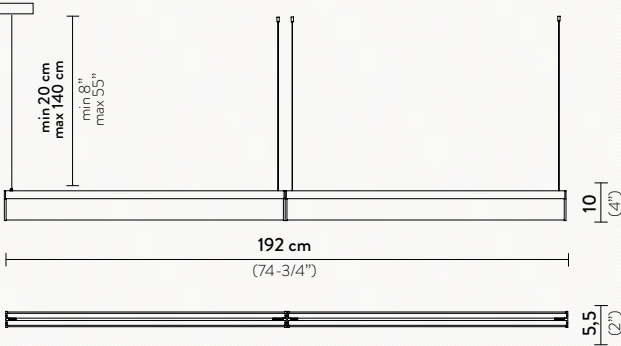


MODULA DOUBLE SUSPENSION

Light Source: 70W - 170~240 Vac/24 Vdc - 11.810 Lumen - 3.000 Kelvin - CRI >90, Integrated LED

Dimmable: Triac Trailing Edge
Dali and Casambi upon request.

Materials: Lentiflex®, Abs



BLACK PLISSÉ

MIDA CEILING/WALL L

Light Source: 4 X 12W E27 LED
Filament Bulbs

Dimmable: with dimmable bulbs
With: Magnetic hanging System

Materials: Lentiflex®, Opalflex®,
Lentiflex® with cold foil

MIDA CEILING/WALL M

Light Source: 3 X 12W E27 LED
Filament Bulbs

Dimmable: with dimmable bulbs
With: Magnetic hanging System

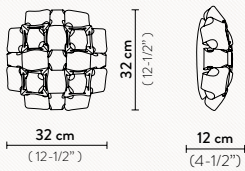
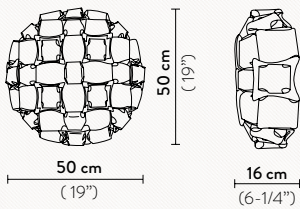
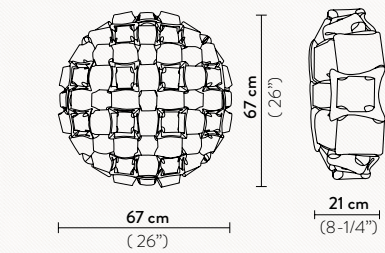
Materials: Lentiflex®, Opalflex®,
Lentiflex® with cold foil

MIDA APPLIQUE

Light Source: 2 X 6W E14 LED
Filament Bulbs

Dimmable: with dimmable bulbs
With: Magnetic hanging System

Materials: Lentiflex®, Opalflex®,
Lentiflex® with cold foil



AMBER



WHITE/PLATINUM



WHITE/GOLD



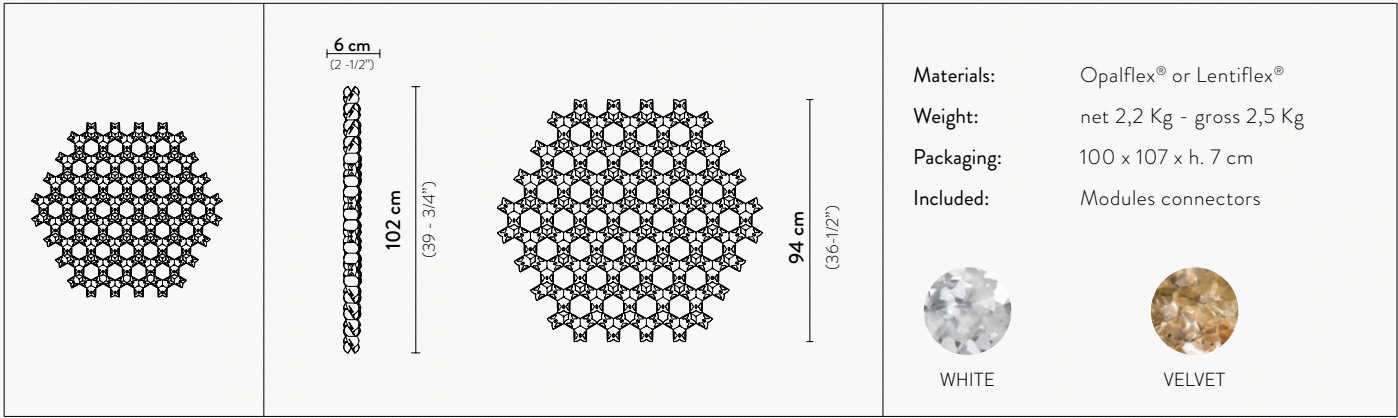
MULTICOLOR



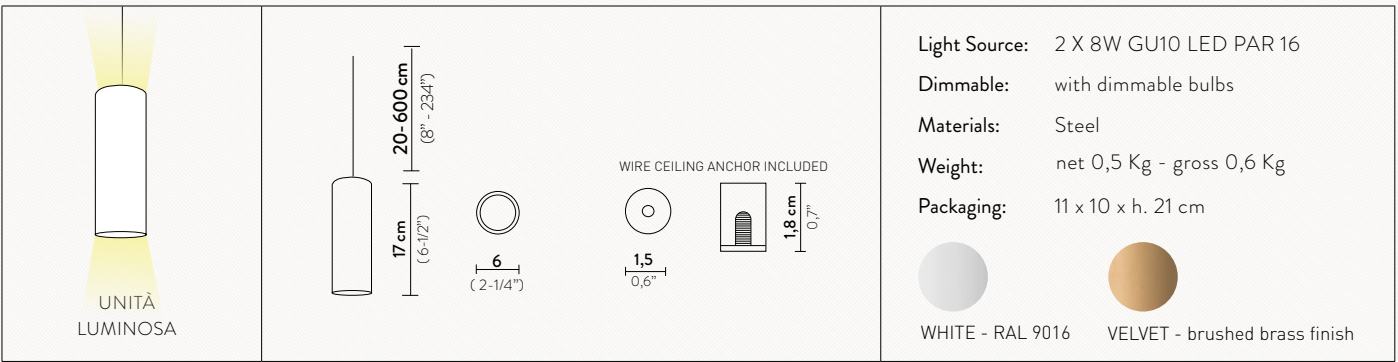
MAGNETIC
SYSTEM

NUVEM MODULAR SYSTEM INDOOR

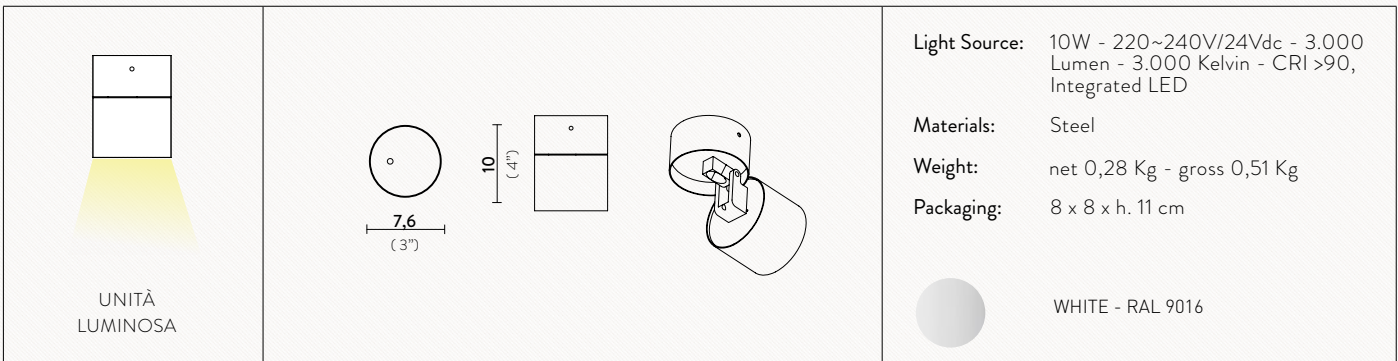
MODULE



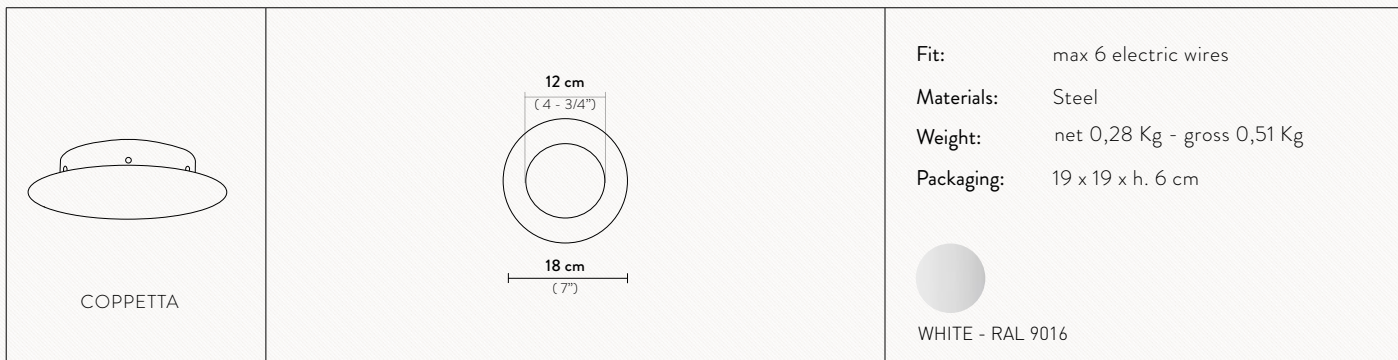
SUSPENSION BI-DIRECTIONAL SPOTLIGHT



CEILING/ WALL SPOTLIGHT



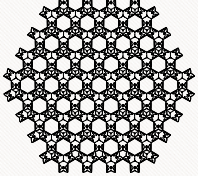

CANOPY



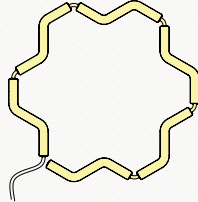
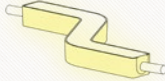
NUVEM OUTDOOR MODULAR SYSTEM

Slamp offers a consulting and design service for the Nuvem system, **guiding clients in the configuration process**, which is **fully tailored** to the project's characteristics and the specific needs of the space, thanks to the system's standard and customizable accessories.


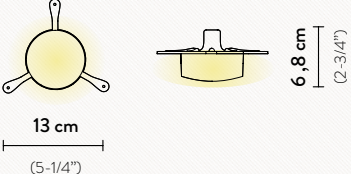
MODULE

		<div>Materials: Polycarbonate</div> <div>Weight: net 3,5 Kg - gross 5,36 Kg</div> <div>Packaging: 108 x 100,5 x h. 7,5 cm</div> <div>NOT Included: Clips for modules connection</div>
---	---	---

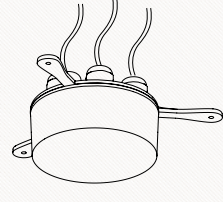

LIGHT UNIT

	 <div>1 segment of the Light Unit 1 segmento luminoso</div>	Can be defined according to the project
---	--	---


SPOT LIGHT

		<div>Light Source: 4.2W - 220~230 Vac - 500 Lumen - 3.000 Kelvin - Integrated Bidirectional LED</div> <div>Dimmable: not dimmable</div> <div>Materials: Polycarbonate</div> <div>Weight: net 0,28 Kg - gross 0,51 Kg</div> <div>Packaging: 18,5 x 19 x h. 13,5 cm</div>
---	---	---



JUNCTION CASE

	 <div>6X SPOTS OR LIGHT UNITS</div>	<div>Materials: Polycarbonate</div> <div>Weight: net 0,2 Kg - gross 0,21 Kg</div> <div>Packaging: 18 x 26 x h. 7 cm</div> <div>Up to: 6 light units or 6 spots</div>
---	--	--


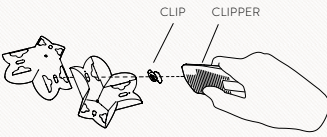
CABLE CLAMPS

 <div>FERMACAVI ELETTRICI</div>	The cables run discreetly and invisibly across the modules and can be fixed securely in place thanks to wire clamps. I cavi elettrici corrono sui moduli in modo discreto e invisibile grazie a degli appositi fermacavi.	To be defined according to the project
--	--	--

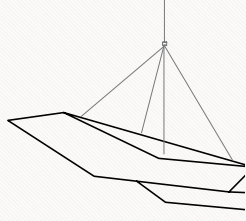
MODULE CLIPS

 <div>CLIP CONNESSIONE MODULI</div>		<div>Materials: Polycarbonate</div> <div>Weight: net 0,008 Kg - gross 0,01 Kg</div> <div>Packaging: 14 x 9 x h. 1,5 cm</div> <div>Pack of: 10 pieces</div>
--	---	--

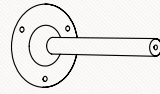
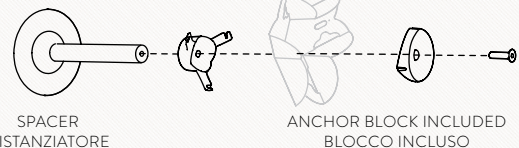
MODULE CLIPPER

 <div>STRUMENTO CONNESSIONE MODULI</div>	 <div>CLIP CLIPPER</div>	<div>Weight: net 0,042 Kg - gross 0,05 Kg</div> <div>Packaging: 9,4 x 18 x h. 3,2 cm</div>
---	---	--


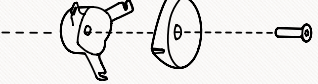
SUSPENSION KIT (CEILING INSTALLATION)

		To be defined according to the project
---	--	--

WALL SPACERS (WALL INSTALLATION)

 <div>DISTANZIATORI MODULI - PARETE</div>	 <div>SPACER DISTANZIATORE</div> <div>ANCHOR BLOCK INCLUDED BLOCCO INCLUSO</div>	To be defined according to the project
--	---	--

ANCHOR BLOCK (WALL INSTALLATION)

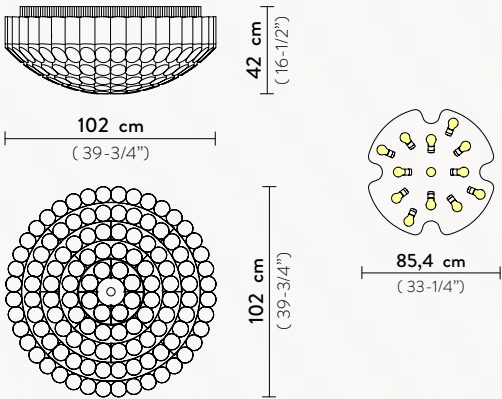
 <div>BLOCCO MODULI - PARETE</div>		<div>Materials: Polycarbonate</div> <div>Weight: net 0,025 Kg - gross 0,03 Kg</div> <div>Packaging: 14 x 9 x h. 2,8 cm</div>
---	---	--

ODEON CEILING 100

Light Source: 12 X 12W E27 LED Filament Bulbs
+ 1 X 11W Spot LED PAR 30

Dimmable: with dimmable bulbs

Materials: Lentiflex®, Lentiflex® with cold foil

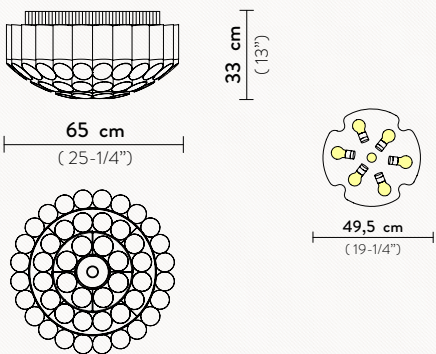


ODEON CEILING 65

Light Source: 6 X 12W E27 LED Filament Bulbs +
1 X 11W Spot LED PAR 30

Dimmable: with dimmable bulbs

Materials: Lentiflex®, Lentiflex® with cold foil



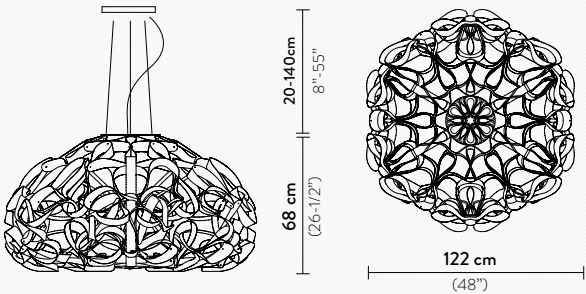
GOLD

QUANTICA SUSPENSION 120

Light Source: 8 X 12W E27 LED
Filament Bulbs

Dimmable: with dimmable bulbs

Materials: Opalflex® with cold foil



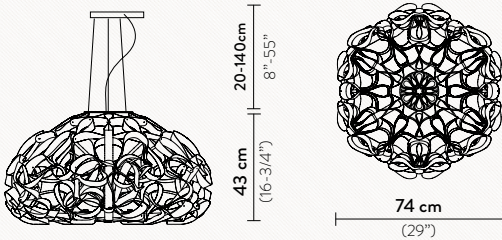
GOLD

QUANTICA SUSPENSION 75

Light Source: 4 X 12W E27 LED
Filament Bulbs

Dimmable: with dimmable bulbs

Materials: Opalflex® with cold foil

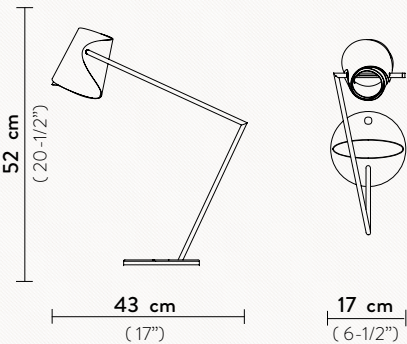


OVERLAY THE IDEAL WRITING LAMP

Light Source: 4W - 24V Vdc - 500 Lumen - 2.700 Kelvin - CRI >90, Integrated LED
+ 1 X 1,5W Integrated LED

Dimmable: not dimmable

Materials: Brass, Lentiflex® with cold foil, Lentiflex®



AVAILABLE WITH MEISTERSTÜCK LEGRAND
BALLPOINT PEN GOLD-COATED



BRASS



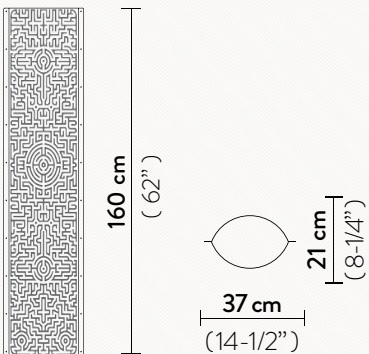
2 INDEPENDENT
LIGHT SOURCES

THE LIGHTNING ARCHIVES FLOOR

Light Source: 3 X 12W E27 LED
Filament Bulbs

Dimmable: with dimmable bulbs

Materials: Opalflex®, Cristalflex®



FAENA



L'AFRIQUE



LABYRINTH



LOVE PEACE JOY

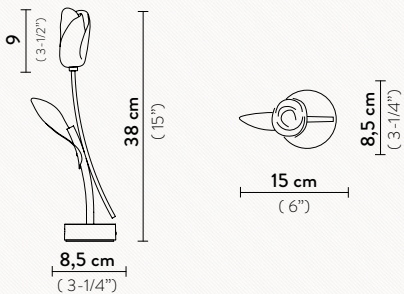
TULIP BATTERY

Light Source: 1 X 1,3W Battery LED - 150 Lumen - 3.000 Kelvin

Dimmable: with integrated dimmer

With: at max intensity around 6,5 hours duration, at min intensity around 60 hours duration

Materials: Lentiflex®, anodized aluminium



PRISMA
with black base



PRISMA
with white base



TOUCH
DIMMER



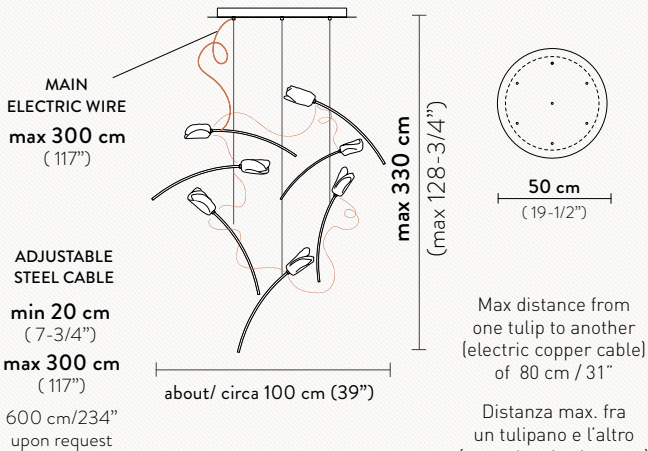
BATTERY
POWERED

TULIP SUSPENSION 7 ROUND

Light Source: 7 X 3,2W Integrated LED 100-240
Vac/24 Vdc - 3.150 Lumen - 3.000 Kelvin

Dimmable: PWM, 0-10
Dali, Casambi, Triac upon request.

Materials: Lentiflex®, Matte Brushed Brass

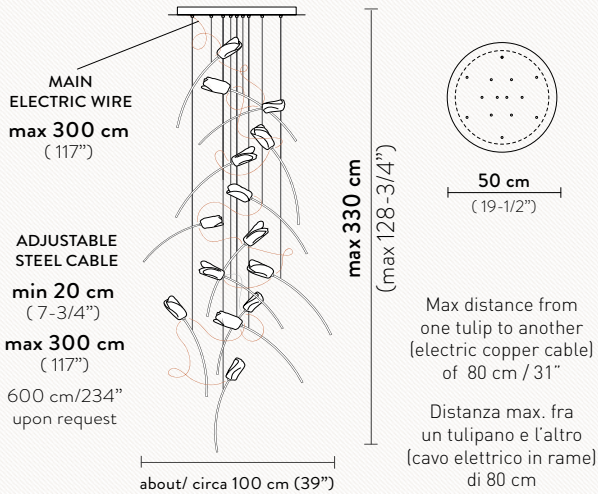


TULIP SUSPENSION 14 ROUND

Light Source: 14 X 3,2W Integrated LED 100-240
Vac/24 Vdc - 6.300 Lumen - 3.000 Kelvin

Dimmable: PWM, 0-10
Dali, Casambi, Triac upon request.

Materials: Lentiflex®, Matte Brushed Brass

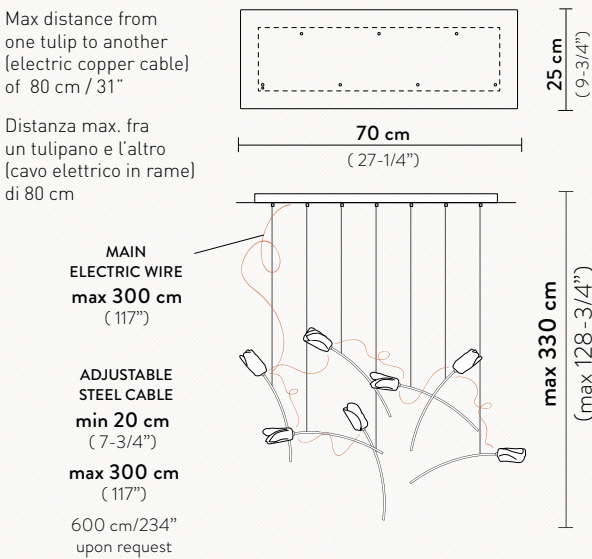


TULIP SUSPENSION 7 LINEAR

Light Source: 7 X 3,2W Integrated LED 100-240
Vac/24 Vdc - 3.150 Lumen - 3.000 Kelvin

Dimmable: PWM, 0-10
Dali, Casambi, Triac upon request.

Materials: Lentiflex®, Matte Brushed Brass

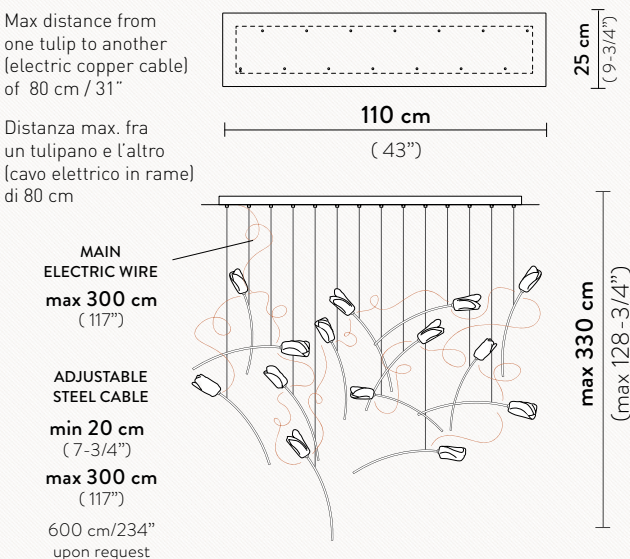


TULIP SUSPENSION 14 LINEAR

Light Source: 14 X 3,2W Integrated LED 100-240
Vac/24 Vdc - 6.300 Lumen - 3.000 Kelvin

Dimmable: PWM, 0-10
Dali, Casambi, Triac upon request.

Materials: Lentiflex®, Matte Brushed Brass

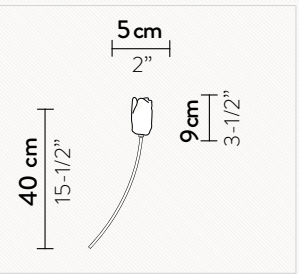


TULIP SUSPENSION 14 FREE-STANDING

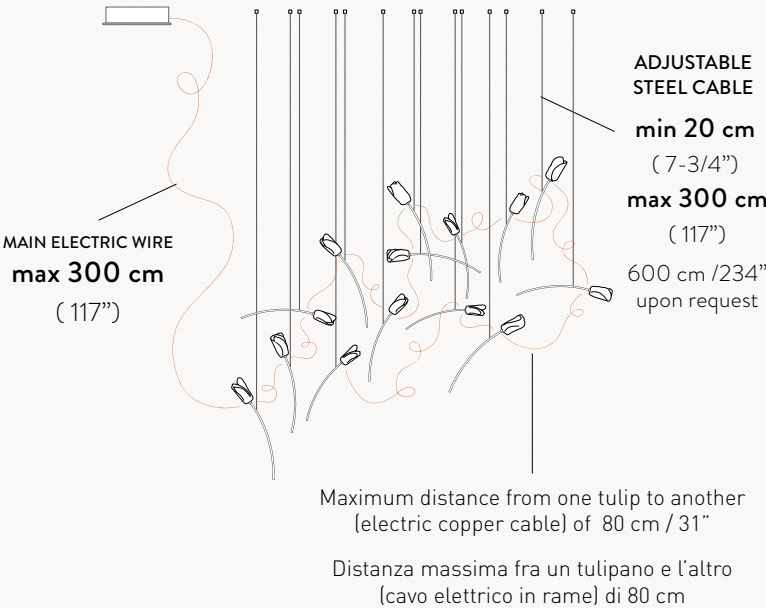
Light Source: 14 X 3,2W Integrated LED 100-240
Vac/24 Vdc - 6.300 Lumen - 3.000 Kelvin

Dimmable: PWM, 0-10
Dali, Casambi, Triac upon request.

Materials: Lentiflex®, Matte Brushed Brass

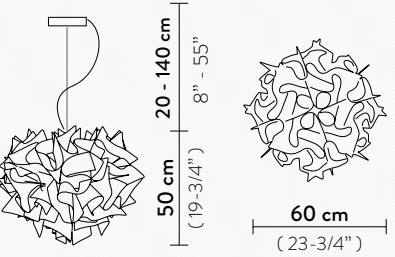


PRISMA/BRASS



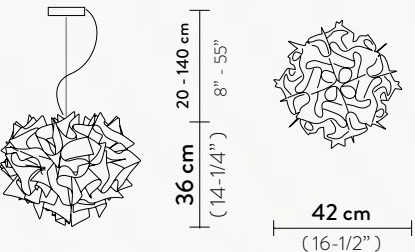
VELI SUSPENSION LARGE

Light Source: 4 X 12W E27 LED Filament Bulbs
Dimmable: with dimmable bulbs
With: Magnetic hanging System
Materials: Opalflex® / Lentiflex® / Goldflex® / Copperflex®



VELI SUSPENSION SMALL

Light Source: 2 X 12W E27 LED Filament Bulbs
Dimmable: with dimmable bulbs
With: Magnetic hanging System
Materials: Opalflex® / Lentiflex® / Goldflex® / Copperflex®



COUTURE



GOLD



COPPER



PRISMA



WHITE



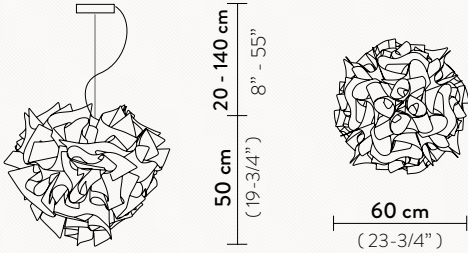
BLACK



MAGNETIC SYSTEM

VELI SUSPENSION LARGE - AUREA

Light Source: 4 X 12W E27 LED Filament Bulbs (recommended 3000 Kelvin)
Dimmable: with dimmable bulbs
With: Magnetic hanging System
Materials: Opalflex® and Lentiflex® with cold foil



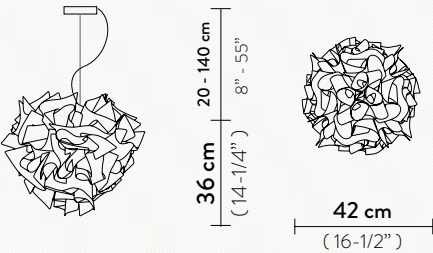
WHITE/GOLD



MAGNETIC SYSTEM

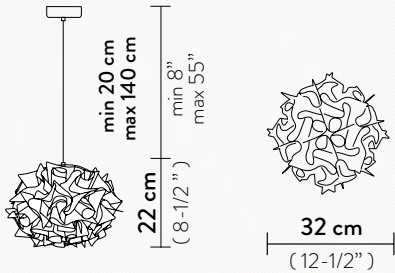
VELI SUSPENSION SMALL - AUREA

Light Source: 2 X 12W E27 LED Filament Bulbs (recommended 3000 Kelvin)
Dimmable: with dimmable bulbs
With: Magnetic hanging System
Materials: Opalflex® and Lentiflex® with cold foil



VELI SUSPENSION MINI COUTURE

Light Source: 1 X 12W E27 LED Filament Bulb
Dimmable: with dimmable bulbs
With: Magnetic hanging System
Materials: Opalflex®



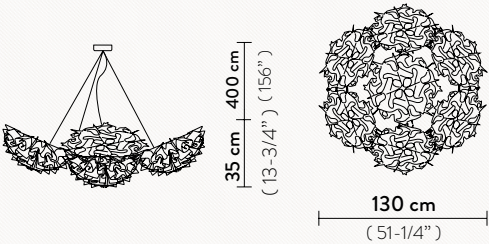
COUTURE



MAGNETIC SYSTEM

VELI SUSPENSION 7

Light Source: 4 X 12W E27 LED Filament Bulbs
Dimmable: with dimmable bulbs
With: Magnetic hanging System
Materials: Opalflex® / Lentiflex® / Goldflex®



COUTURE



GOLD



PRISMA



WHITE



FOLIAGE



MAGNETIC SYSTEM


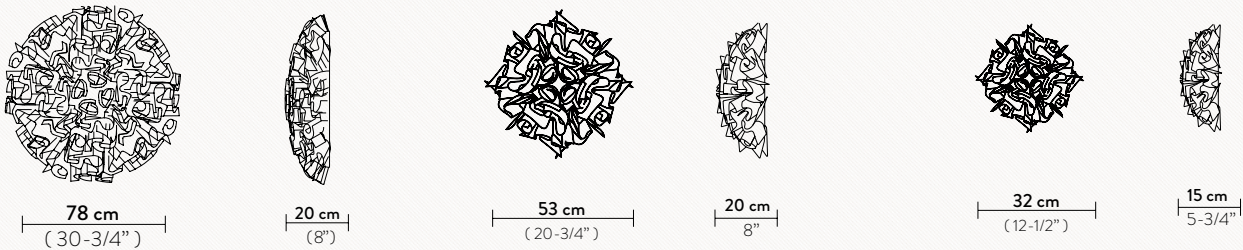
VELI CEILING/WALL L

Light Source: 3 X 12W E27 LED Filament Bulbs

Dimmable: with dimmable bulbs

With: Magnetic hanging System
Bayonet Mount for North America

Materials: Opalflex® / Lentiflex® / Goldflex® / Copperflex®




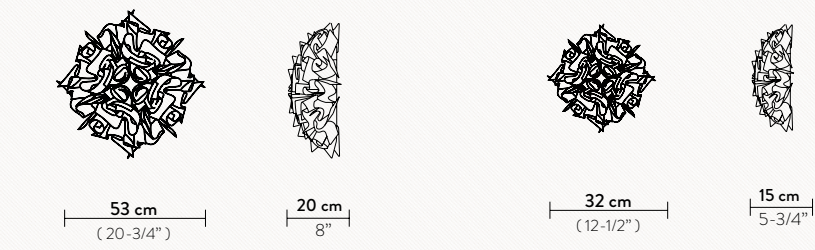
VELI CEILING/WALL M

Light Source: 2 X 12W E27 LED Filament Bulbs

Dimmable: with dimmable bulbs

With: Magnetic hanging System

Materials: Opalflex® / Lentiflex® / Goldflex® / Copperflex®



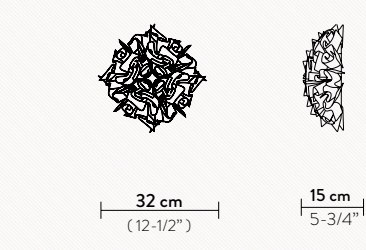
VELI CEILING/WALL MINI

Light Source: 2 X 6W E14 LED Filament Bulbs

Dimmable: with dimmable bulbs

With: Magnetic hanging System

Materials: Opalflex® / Lentiflex® / Goldflex® / Copperflex®




VELI AUREA CEILING/WALL LARGE

Light Source: 3 X 12W E27 LED Filament Bulbs (recommended 3000 Kelvin)

Dimmable: with dimmable bulbs

With: Magnetic hanging System
Bayonet Mount for North America

Materials: Opalflex® and Lentiflex® with cold foil



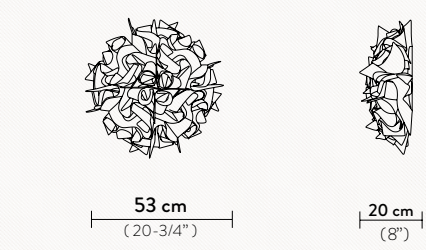
VELI AUREA CEILING/WALL MEDIUM

Light Source: 2 X 12W E27 LED Filament Bulbs (recommended 3000 Kelvin)

Dimmable: with dimmable bulbs

With: Magnetic hanging System

Materials: Opalflex® and Lentiflex® with cold foil



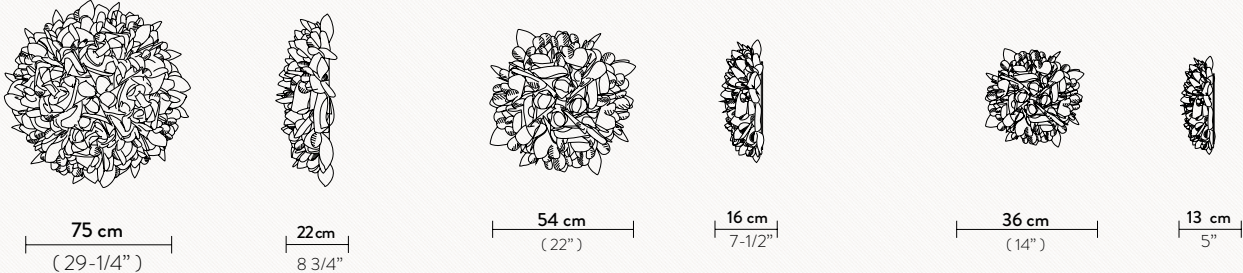
VELI FOLIAGE L

Light Source: 3 X 12W E27 LED Filament Bulbs

Dimmable: with dimmable bulbs

With: Magnetic hanging System
Bayonet Mount for North America

Materials: Opalflex®



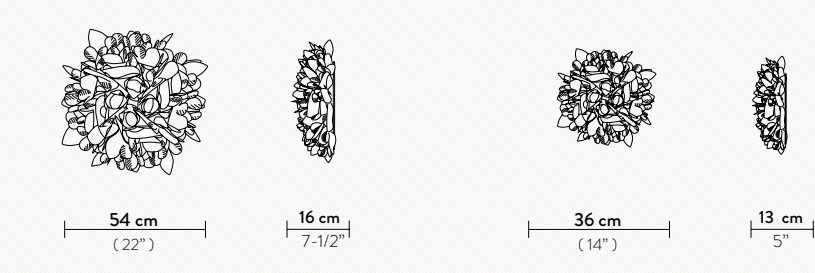
VELI FOLIAGE M

Light Source: 2 X 12W E27 LED Filament Bulbs

Dimmable: with dimmable bulbs

With: Magnetic hanging System

Materials: Opalflex®



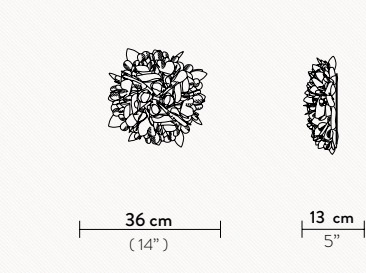
VELI FOLIAGE MINI

Light Source: 2 X 6W E14 LED Filament Bulbs

Dimmable: with dimmable bulbs

With: Magnetic hanging System

Materials: Opalflex®




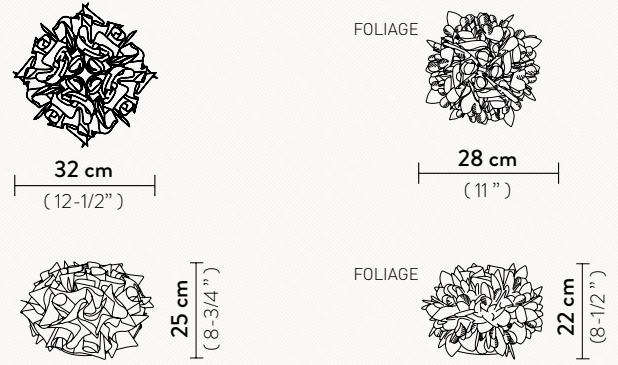
VELI TABLE

Light Source: 1 X 6W E14 LED Filament Bulb

Dimmable: not dimmable

With: Magnetic System

Materials: Opalflex®



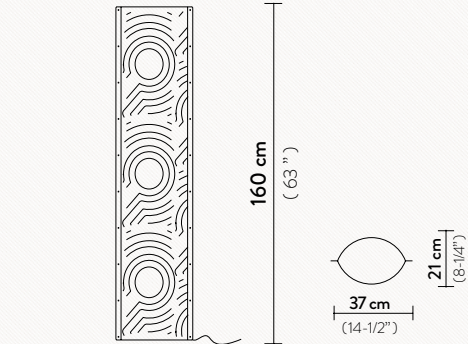
VENTI FLOOR

Light Source: 3 X 12W E27 LED Filament

Dimmable: with dimmable bulbs

With: aluminium profiles

Materials: Opalflex®



MISSION

WE CREATE LIGHTING THAT SETS
AN **IMMERSIVE BACKDROP**
FOR **INDOOR** AND **OUTDOOR** SPACES.

LAMPS WITH A **STRONG IDENTITY**,
DEFINED BY A **WEIGHTLESS, ELEGANT TOUCH**.

LAMPS DESIGNED BY **INTERNATIONAL**
ARCHITECTS, DESIGNERS AND ARTISTS.

LAMPS **INTRINSICALLY ITALIAN**,
HAND-CRAFTED BY EXPERTS (*SARTE DELLA LUCE*)
THAT APPLY A DISCIPLINE IN **SUSTAINABLE**,
QUALITY ARTISAN HERITAGE.

CREIAMO LAMPADE CHE DEFINISCONO SCENOGRAFIE EMOZIONALI
IN AMBIENTI INDOOR E OUTDOOR.

LAMPADE CON UNA FORTE IDENTITÀ, RICONOSCIBILITÀ,
LEGGERE ED ELEGANTI.

LAMPADE PROGETTATE DA GRANDI ARCHITETTI,
DESIGNER E ARTISTI INTERNAZIONALI.

LAMPADE INTRISE DI ITALIANITÀ, REALIZZATE A MANO DA TALENTUOSE
SARTE DELLA LUCE, SEGUENDO RIGOROSI
PROCESSI DI QUALITÀ E SOSTENIBILITÀ.

SLAMP:

ALL RIGHTS RESERVED © SLAMP S.p.A

PRODUCT PHOTO CREDITS

Thomas Pagani

Ezio Gosti

Massimo Listri

Pedro Sadio

Lorenzo Sechi

Fabio Di Carlo

Printed in March 2025

SLAMP S.p.A.

Via Vaccareccia 12/14 - 00071 - Pomezia, Roma, Italy

tel. +39 06 916 23 91 | info@slamp.com | www.slamp.com

FOLLOW US ON



SPECIAL THANKS TO

Lorenza Bozzoli
COUTURE
Milano

CORSI
DESIGN

FL&H
DESIGN
by Giuliano Paoletti

bosa ★

ALMA®

NEÓ

COVO

blu&red

fornice
objects

MOHEBBAN
MILANO

L

Margherita Fantini

VICARA

GLAS
ITALIA

Once
MILANO

memphis

secondome

G/VIN

ATELIER CRESTAIN

Rosen & Thal

noom

101
ESPRESSO

MOROSO®

PAOLA PARONETTO

vitra.

SKLO

ROMETTI

cappellini

CIMENTO®
COLLECTION

driade

ex.t

chromatika

LIVING
DIVANI

karpeta

smeg

Gallotti & Radice

MAGIS

MEDULUM

true



SLAMP: